

Chapter 8 1
Chimpanzee Faces Under the Magnifying Glass: 2
Emerging Methods Reveal Cross-Species 3
Similarities and Individuality 4

Kim A. Bard, Augusta D. Gaspar, and Sarah-Jane Vick 5

Abstract Independently, we created descriptive systems to characterize chimpanzee 6
facial behavior, responding to a common need to have an objective, standardized 7
coding system to ask questions about primate facial behaviors. Even with slightly 8
different systems, we arrive at similar outcomes, with convergent conclusions about 9
chimpanzee facial mobility. This convergence is a validation of the importance of 10
the approach, and provides support for the future use of a facial action coding system 11
for chimpanzees, *ChimpFACS*. Chimpanzees share many facial behaviors with 12
those of humans. Therefore, processes and mechanisms that explain individual differences 13
in facial activity can be compared with the use of a standardized systems 14
such as *ChimpFACS* and *FACS*. In this chapter we describe our independent methodological 15
approaches, comparing how we arrived at our facial coding categories. 16
We present some Action Descriptors (ADs) from Gaspar's initial studies, especially 17
focusing on an ethogram of chimpanzee and bonobo facial behavior, based on studies 18
conducted between 1997 and 2004 at three chimpanzee colonies (The Detroit Zoo; 19
Cleveland Metroparks Zoo; and Burger's Zoo) and two bonobo colonies (The 20
Columbus Zoo and Aquarium; The Milwaukee County Zoo). We discuss the potential 21
significance of arising issues, the minor qualitative species differences that were 22
found and the larger quantitative differences in particular facial behaviors observed 23
between species, e.g., bonobos expressed more movements containing particular 24
action units (Brow Lowerer, Lip Raiser, Lip Corner Puller) compared with chimpanzees. 25
The substantial interindividual variation in facial behavior within each species was 26
most striking. Considering individual differences and the impact of development, 27
we highlight the flexibility in facial activity of chimpanzees. We discuss 28
the meaning of facial behaviors in nonhuman primates, addressing specifically 29

K.A. Bard (✉)
Psychology Department, University of Portsmouth, King Henry Building,
Portsmouth, PO1 2DY, UK
e-mail: Kim.Bard@port.ac.uk

30 individual attributes of Social Attraction, facial expressivity, and the connection of
31 facial behavior to emotion. We do not rule out the communicative function of facial
32 behavior, in which case an individual's properties of facial behavior are seen as
33 influencing his or her social life, but provide strong arguments in support of the role
34 of facial behavior in the expression of internal states.

35 **8.1 Introduction: Chimpanzee and Bonobo Facial Behavior**

36 We come to this chapter with different backgrounds: Bard applies principles of devel-
37 opmental psychology to the study of chimpanzees (Bard 2005, 2007; van IJzendoorn
38 et al. 2009; Bard et al. 2006); Gaspar applies principles of ethology to the study of
39 facial behavior across species, speaking to issues in evolution (Gaspar 2001, 2006);
40 and Vick applies principles of psychology to study primate communication (e.g.,
41 gaze and facial expression: Bethell et al. 2007; Vick and Anderson 2003; Vick et al.
42 2006). We collected evidence of individuality (Bard and Gardner 1996; Bard 1998;
43 Gaspar 1996; Gaspar et al. 2004), including group differences (Bard 2003; Bard
44 et al. 2005), and individual idiosyncrasies with facial behaviors (Gaspar 2006).

45 In this chapter, we ask questions about variation in facial expression from an
46 evolutionary perspective: Why should extensive individual variation occur within
47 the communication repertoire of a species? Should signals be unambiguous, stan-
48 dard, and species typical? We discuss this further, because there are indeed good
49 biologically, developmentally, and evolutionarily based reasons to explore interindi-
50 vidual differences in communication signals and sequences, although this type of
51 study continues to be rare in the literature.

52 **8.1.1 From Universal Expressions to Individuality**

53 The phylogenetic approach to understanding how facial expressions evolved is
54 based on the first scientific study of facial expressions by Darwin (1872/1965). The
55 earliest reports of nonhuman primate facial repertoires refer to facial communica-
56 tion in the chimpanzee (van Lawick-Goodall 1968; van Hooff 1967) and in the
57 gorilla (Schaller 1964; Fossey 1983), and describe prototypic facial expressions,
58 associated with emotion and/or communication: e.g., a "pout" face when individu-
59 als are feeling or communicating distress; a "play face" when individuals are happy
60 or signaling playful intent. Facial expressions were conceived as facial displays
61 (Andrew 1963), even in humans (Ekman and Friesen 1975), with universality in
62 both the sender and in the receiver (Ekman et al. 1969). One assumption underlying
63 this approach is that (at least some) facial expressions have an innate basis, with
64 stereotypical appearance across individuals. Therefore, comparative studies could
65 reconstruct the phylogenic history of facial displays (Pollick and de Waal 2007).
66 Yet, as we will demonstrate in this chapter, there are large individual differences
67 among facial displays in humans and chimpanzees. The magnitude of differences

among individuals has overwhelming implications for adhering exclusively to a phylogenetic approach based on universal facial displays. In this chapter, we discuss these issues and advocate for the importance of studying many noninnate variables to explain universal and idiosyncratic aspects of facial behaviors.

The search for species-typical inventories of facial displays has resulted in reports of repertoires varying in size, between 6 and 51 different facial expressions in chimpanzees (Berdecio and Nash 1981; Chevalier-Skolnikoff 1982; Gaspar 2001; van Lawick-Goodall 1986; Parr et al. 2005; Pollick and de Waal 2007; van Hooft 1962, 1967, 1972), and between 5 and 46 facial expressions in bonobos (de Waal 1988; Gaspar 2001; Pollick and de Waal 2007). Extensive idiosyncrasy occurs in communicative repertoires (Hopkins et al. 2007), with idiosyncratic gestures, individual differences in the frequency of gestures, group-specific gestures in gorillas and bonobos (Pika et al. 2003, 2005), and group differences between chimpanzee and bonobos in flexible use of gestures (Pollick and de Waal 2007). In human studies, a distinction is made between expressive and unexpressive individuals, particularly in children (Underwood 1997). Moreover, expressivity, transparency, and other properties of the facial communication of humans have important social interaction correlates (Boyatzis and Satyaprazad 1994; Underwood 1997; Murphy and Faulkner 2000).

Many studies providing an inventory for each species will discount interindividual differences and ignore the potential anthropocentric biases inherent in the human perception of faces (Waller et al. 2007). The reported number of distinct facial expressions (1) are categorized by human observers who have spent years viewing human faces with a speedy configural processing system that often ignores or misperceives incongruent features (for details see Waller et al. 2007); (2) falls below the high range of distinct *gestalten* that chimpanzees are capable of doing, as a result of their nearly identical-to-human facial musculature (Burrows et al. 2006; Waller et al. 2006); and (3) is highly influenced by the particular coding systems chosen by different observers. Coding systems vary based on the questions addressed (Bakeman and Gottman 1997). For example, if asking about the social value of a smile then a system that codes for happiness might be ideal, whereas if asking about the quality of emotion expressed in a smile, then coding for particular components of the smile is essential. These types of questions reflect the theoretical debate about whether facial behaviors are an index of emotion or of other internal states, such as moods or feelings, or are signals in social interactions (Fridlund 1994; Gaspar 2006; Hinde 1985; Parkinson 2005; Preuschoft and van Hooft 1997). Additionally, we urge caution in creating inventories of facial expression types, as these often rely exclusively on prototypic categories, ignoring the dynamic qualities of facial expressions.

8.1.2 FACS Approaches to Nonhuman Primate Facial Displays 105

At the basic level of description of facial expression, research has been limited by the lack of a standardized, objective descriptive system that can be applied equivalently to human and to chimpanzee faces. The Facial Action Coding System 108

109 (FACS: Ekman and Friesen 1978) is anatomically based and describes surface
110 appearance changes related to muscle action. The majority of Action Units (AUs)
111 describes the action of a single underlying muscle. The FACS approach allows us
112 to answer questions about the structure of primate facial displays. By identifying
113 component movements, the FACS codes from the bottom-up, rather than describ-
114 ing how appearance may fit onto gestalt expression templates thereby allowing
115 variation between similar facial configurations to be detected. Importantly, if the
116 specific muscle causing facial movement cannot be determined, these actions are still
117 described in detail but labeled as Action Descriptors (AD) (Ekman et al. 2002).

118 The top-down approach predominates in chimpanzee facial expression studies;
119 researchers start with the overall appearance of commonly observed expressions
120 and then dismantle these by describing the appearance of the component features,
121 some much more consistently (e.g., van Hooff 1967) than others. While providing
122 more detail on expressions and their variation than most approaches, coding is
123 nonetheless selective and focused upon specific combinations. Reliance on describ-
124 ing only particular landmark features (e.g., a distinctive mouth shape) means that
125 individual variation in facial morphology may result in the expression being diffi-
126 cult to recognize across individuals (Oster and Ekman 1978).

127 A few studies have used FACS to describe facial behavior in nonhuman pri-
128 mates. These initial attempts to employ a FACS approach to primate facial expres-
129 sions revealed that such detailed coding of facial expressions is possible in primates
130 (Preuschoft and van Hooff 1995; Steiner et al. 2001; Ueno et al. 2004). However,
131 these studies were selective in only using the most intuitive AUs. Moreover, the
132 manner of translating AUs across species is often understated: how one translates
133 the human FACS for use with other primates needs to be carefully specified
134 because primates differ in facial morphology, and the appearance of facial move-
135 ments differs, sometimes dramatically, with facial morphology. Most relevant
136 here, these initial FACS-based primate studies took a top-down approach: they
137 documented facial inventories for species, and then applied a FACS approach to
138 describe species-specific facial displays while individual differences in facial dis-
139 plays were not reported.

140 Past research has largely focused on peak expressions rather than movement of
141 the face per se. However, a bottom-up approach starting with how specific move-
142 ments may alter individual features is a more useful means for studying a species'
143 facial repertoire. Studying individual movements, rather than looking only for con-
144 figurations at their apex, broadens the field of communication studies allowing for
145 specification of smaller and more subtle facial movements (Dawkins 1986 cited in
146 Dawkins and Guilford 1991). Without a methodology to address subtle facial move-
147 ments, systematic exploration of their potential signal value is not feasible.

148 The need to specify how AUs are translated from adult humans for use in differ-
149 ent study populations is demonstrated by the FACS for human infants (BabyFACS)
150 created to take differences between infant and adult facial morphology into account
151 (Oster and Ekman 1978; Oster 2005). The FACS approach advocates using a par-
152 ticular methodological process in developing the coding system, specifically ground-
153 ing facial movements in the underlying muscle structure. While such a discussion may

seem pedantic, the standardization value of FACS is that it provides a common language, based in musculature, for describing changes in facial appearance. To apply FACS to distinct groups (whether babies or other species) means to fully consider underlying muscular architecture in coding facial movements with established AUs, or to identify that detailed facial ADs are being used that are not directly related to muscle action (as for AUs).

Thus, in this chapter we depend on the independently created systems that code facial movements (Gaspar 2001; Vick et al. 2007) to protect against the bias of top-down classifications (Waller et al. 2007). Both systems allow delineation of features that comprise particular facial expressions rather than assuming all facial expressions of a category contain the same features for all individual cases (a bottom-up approach). Both coding systems are atheoretical, protecting the descriptions of facial behavior from conceptual bias. Component features (AUs or ADs, translated into FACS equivalents when applicable) are used to describe facial expressions similar to the processes used by Ekman and Friesen (1978) for human expressions and van Hooff (1962, 1967) for nonhuman primate expressions. Facial expression, for us, refers to a *gestalt* (or configuration) of AUs or ADs.

As this review indicates, there is little continuity among studies of chimpanzee facial behavior; coding systems are usually designed to answer the specific research question and therefore may have very limited applications or use in comparing individuals both between and within species. Thus, comparisons among studies are hindered by differences in both methodology and definitions of facial behaviors. It is possible that not only is there discordance in terms of the labels that these expressions are given but that there may also be variation in terms of the facial display classifications themselves, as reported for some manual gestures (e.g., Whiten et al. 1999; Pollick and de Waal 2007).

8.1.3 Describing Chimpanzee and Bonobo Facial Events 180 **“From Scratch”: Creating Descriptor Systems** 181

In 1997, Gaspar began a study of bonobo (*Pan paniscus*) and chimpanzee (*Pan troglodytes*) facial behavior with three main goals: (1) to study the diversity of facial expressions in each species; (2) to investigate whether expressions and their contexts differed across the two *Pan* species; and (3) to determine how similar in form and function these were to human facial expressions as described by Ekman and colleagues (Ekman and Friesen 1975; Ekman et al. 1987). In 2001, Bard and her ChimpFACS team, Marcia Smith Pasqualini, Lisa Parr, Bridget Waller, and Sarah-Jane Vick, with no knowledge of Gaspar’s previous work, set out to develop and subsequently disseminate a facial action coding system for chimpanzees that paralleled the FACS for humans.

Gaspar’s project began with a decision to describe facial events “from scratch,” in other words to develop a coding system for chimpanzees and bonobos without previous input of AUs from FACS. Three months during the summer of 1997 were

195 devoted to ad libitum description of unitary actions and other descriptors of bonobo
196 facial behavior, and another month was dedicated to ad libitum observation of chim-
197 panzee facial behaviors. Gaspar created a detailed coding system that would allow
198 for the composing of configurations in terms of facial actions and details of appear-
199 ance changes – thus forming *gestalten*, full face configurations of various descrip-
200 tive units.

201 Bard's ChimpFACS project began with 3 months of FACS training and certi-
202 fication. Subsequently, the team reviewed existing videotapes of chimpanzee
203 facial expressions concluding that they did not provide sufficiently detailed views
204 of the chimpanzee face movements to create and illustrate a detailed coding man-
205 ual to compare to FACS. Therefore, additional months were spent collecting new
206 videotaped records. The ChimpFACS team also consulted with Paul Ekman on
207 the process of developing ChimpFACS from naturalistic observations and with
208 Harriet Oster on the process of modifying and adapting FACS to develop
209 ChimpFACS. The team decision was to begin with a comparison of the facial
210 musculature of the chimpanzee (Burrows et al. 2006; see figure in Waller et al.
211 2006) in conjunction with a comparison of facial morphology (see Fig. 1, p. 7 in
212 Vick et al. 2007). ChimpFACS can now be learned by anyone. The manual with
213 video clips, practice coding, and certification test are available at the website
214 www.chimpfacs.com. Attaining reliability with experts allows for all users to
215 achieve standardization. Due to this process, observations of facial expressions
216 can be confidently coded using ChimpFACS (Parr et al. 2007; Vick and Paukner
217 2010).

218 Gaspar (2001) is the only study to date to use a detailed FACS-based approach to
219 study interindividual variation in facial repertoire. Gaspar used a random sampling
220 method to build a chimpanzee and bonobo *facial expression* repertoire from the
221 bottom up. In this method, she randomly selected the same amount of facial
222 configuration samples from all individuals. A minimum of 50 1-min video focal
223 samples of continuous facial behavior for each individual bonobo ($N=15$) and each
224 chimpanzee ($N=21$) were obtained from the video database. The video database
225 included proximate interactions so that the context of behavior was observable. In
226 addition, during the recording, verbal commentary clarified the context. The facial
227 behavior coding procedure from these videos comprised two stages: (1) extracting
228 two random still frames (hereafter snapshots) from each 1 min video focal; and (2)
229 analyzing each snapshot for the constituent facial descriptors (full list in Table 8.1).
230 Coding began with the still frame, but each AD was confirmed by analyzing the
231 original video motion transition to the extracted frame. With this sampling method,
232 2,100 chimpanzee snapshots were gathered (100 facial pictures each for 21 indi-
233 viduals) and 1,500 bonobo facial snapshots (15 bonobos). Context analysis was
234 conducted using a list of 32 possible contexts that had been elaborated from previ-
235 ous ad lib observations and video scans of the colonies. For these analyses, intra-
236 rater longitudinal reliability was calculated: 10% of snapshots were recoded after a
237 3-month interval and the index of concordance (Martin and Bateson 1994) was 0.86
238 for facial coding and 0.80 for context.

Table 8.1 List of action units (AUs), action descriptors (ADs), and musculature for different facial action coding systems (FACS)

	Visual description (Gaspar)	FACS equivalence (Ekman et al. 2002)	Muscle (Burrows et al. 2006) or AD (Gaspar 2005)	Muscle action (Waller et al. 2006)	ChimpFACS (Vick et al. 2007)	Facial mobility (Dobson 2008)
t1.1	1. Eyelids widely opened	AU 5 (D and E intensities)	Yes	-	No	-
t1.2	2. Eyelids slightly opened	Pan descriptor	Yes	-	-	-
t1.3	3. Eyelids moderately opened	Pan descriptor	Yes	-	-	-
t1.4	4. Eyebrows raised	AU 1 + 2 brow raise	Yes	Yes	Yes	Yes
t1.5	5. Eyebrows drawn together + inner corners raised	AU 1 + 4 inner brow raised and drawn together	Yes	-	No	No
t1.6	6. Eyebrows drawn together and downwards	AU 4 brows lowered	Yes	No	No	No
t1.7	7. Eyebrows relaxed	Baseline brows	-	-	-	-
t1.8	8. Upper lip protruded	AU T18A (pucker upper lip)	Yes	No	No	Yes
t1.9	9. Lower lip protruded	AU B18A (pucker lower lip)	-	No	No	Yes
t1.10	10. Upper lip subducted	AU T28 (suck upper lip)	AD	-	Yes	-
t1.11	11. Lower lip subducted	AU B28 (suck lower lip)	AD	-	Yes	-
t1.12	12. Upper teeth exposed	Pan descriptor – not exclusive	AD	-	-	-
t1.13	13. Lower teeth exposed	Pan descriptor – not exclusive	AD	-	-	-
t1.14	14. Mouth slightly open (lips + teeth part)	AU 25 + 26	AD	-	Yes	Yes
t1.15	15. Mouth moderately open (lips + teeth)	AU 25 + 26 (lips part and jaw dropped)	AD	-	Yes	Yes
t1.16	16. Mouth widely open	AU 27 jaw stretch	AD	-	Yes	Yes
t1.17	17. Upper lip lifted	AU 10 upper lip raise	Yes	Yes	Yes	Yes
t1.18	18. Upper lip folded up and outward	AU T22 (upper lip) lip funnel	Yes	Yes	Yes	Yes
t1.19	19. Lower lip lifted	AU 17 (chin raise)	Yes	Yes	Yes	Yes

(continued)

Table 8.1 (continued)

Visual description (Gaspar)	FACS equivalence (Ekman et al. 2002)	Muscle (Burrows et al. 2006) or AD (Gaspar 2005)	Muscle action (Waller et al. 2006)	ChimpFACS (Vick et al. 2007)	Facial mobility (Dobson 2008)
20. Lower lip dropped	Pan descriptor	AD	-	AD160	-
21. Upper gum exposed	Pan descriptor – not exclusive	AD	-	-	-
22. Lower gum exposed	Pan descriptor – not exclusive	AD	-	-	-
23. Lower lip folded down and outward	AU B22 (lower lip) lip funnel	Yes	Yes	Yes	Yes
24. Lip corners lifted	AU12 lip corner puller	Yes	Yes	Yes	Yes
25. Lip corners lowered	AU15 lip corner depressor	Yes	No	No	Yes
26. Lips stretched horizontally (withdrawn)	AU20 lip stretch	Yes	No	No	No
27. Lips pressed	AU24 lip press	AD	-	Yes	Yes
28. Lower lip overlapping (the upper lip)	Pan descriptor – not exclusive	AD	-	Yes	Yes
29. Upper lip overlapping (the lower lip)	Pan descriptor – not exclusive	AD	-	Yes	Yes
30. Lip area bulged	Pan descriptor	AD	-	-	-
31. Upper lip (area) bulged	Pan descriptor	AD	-	-	-
32. Mouth closed and relaxed	Baseline lips	AD	-	-	-
33. Cheeks lifted	AU6 cheek raise	Yes	Yes	Yes	No
34. Cheeks asymmetrically lifted (right bias)	Right AU6 (cheek raiser right)	-	-	-	-
35. Cheeks asymmetrically lifted (left bias)	Left AU6 (cheek raiser left)	-	-	-	-
36. Upper lip-below nose area wrinkled	Pan descriptor	AD	-	-	-
37. Nose wrinkled	AU9 (nose wrinkle)	Yes	Yes	Yes	Yes
38. Nostrils dilated	AU38 (nostril dilate)	Yes	Yes	Yes	-

39. Cheeks relaxed	Baseline cheeks	AD	-	-	-	-
40. Chin lifted (active)	AU17 chin raise	Yes	Yes	-	Yes	Yes
41. Chin lifted (skin laterally stretched-synergistically)	AU17 chin raise	AD	-	-	-	-
42. Chin lifted and wrinkled (active)	AU17 chin raise	AD	-	-	-	-
43. Chin relaxed	Baseline chin	AD	-	-	-	-
44. Jaw drooping (chin skin relaxed)	AU 26 (jaw lower)	AD	-	Yes	-	-
A. Not described	AU13 cheek puffer	Yes	No	No	Yes	Yes
B. Not described	AU 14 cheek dimpler	Yes	-	No	No	No
C. AD20 or AD22 or 13?	AU16 lower lip depressor	Yes	Yes	Yes	Yes	Yes
D. Not described	AU23 lip tightener	-	-	No	No	Yes

Uncorrected Proof

239 **8.1.4 Problems with Inventories? Variation Within Categories**

240 Most studies of chimpanzee facial expressions, both production and recognition, are
241 based upon categorization of overall configuration; observers are concerned with
242 the overall appearance or expression and may not focus upon individual compo-
243 nents or level of intensity. Individual variation may occur in the context or frequency
244 of expressions, i.e., the flexibility of usage. Information from other modalities, such
245 as vocalizations and gestures, may encode individual identity. Pollick and de Waal
246 (2007) compared chimpanzee and bonobo facial configurations using independence
247 from a fixed context as a proxy measure of meaning and function. Some facial
248 expression categories were used similarly across species and between groups while
249 others were species typical. They recorded 18 facial/vocal signals and suggested
250 these were used in similar contexts across species. Unfortunately, only 5 of 18
251 signals were recorded with sufficient frequency for the contextual analyses across
252 species. Pollick and de Waal noted some cross-species differences including use of
253 the silent pout face. However, without microanalyses of facial configurations, or
254 more fine-grained analysis at the level of the individual, any variation would be
255 masked by pooling of both expressions and individuals. The fact that concordance
256 between facial/vocal expressions and context was less than 100% indicates flexi-
257 bility in how or when individuals produce expressions in different contexts.

258 To examine variation in facial expressions, it is necessary to have a measurement
259 tool that differentiates subtle differences in configuration. Gaspar (2001) generated
260 facial expression categories (here *gestalten*), by grouping the facial behavior snap-
261 shots according to the quantitative similarity in facial descriptors: Those with iden-
262 tical descriptor composition received facial expression names, such as *semi-pouts*.
263 Whenever *gestalten* matched literature descriptions the first published name was
264 used (e.g., *relaxed face with drooped lip*, Goodall 1986). To incorporate *gestalten*
265 that varied slightly from previous categorizations, two independent judges made
266 classifications; agreement meant the photo was incorporated into one of the *gestalt*
267 collections while disagreement led to adjacent groupings. In six chimpanzee photos
268 and two bonobo photos, there were singular representatives of a *gestalt within* the
269 species. For example, a category labeled *laughing face* had a single chimpanzee
270 observation but was observed 10 times in the bonobos. This procedure resulted in
271 inventories of facial *gestalten* (facial ethograms), with 57 facial *gestalten* for chim-
272 panzees and 46 facial *gestalten* for bonobos.

273 Gaspar (2001) found considerable facial mobility in chimpanzees and bonobos.
274 For example, *funny faces* – a facial behavior initially described by de Waal (1988)
275 in bonobos was added to the list of *gestalten*, because chimpanzees and bonobos
276 exhibited “face experimenting” sequences in which many expressions were per-
277 formed with no apparent purpose other than experimenting with facial movement.
278 In fact, one bonobo experimented with facial expressions while observing itself in a
279 mirror. This is similar to testing of contingent movements as mentioned by Nielson
280 et al. (2005), Bard et al. (2006), and Bard (2008). Because Gaspar’s sampling
281 method (described in the previous section) only captures a small proportion of
282 ongoing facial behavior (a video frame is only 1/1,500 of 1 min of focal facial

movement) these ethograms may be considered preliminary. The full ethogram of bonobo and chimpanzee facial gestalten, therefore, may be substantially higher than, and considerably surpass the size of, existing inventories of facial displays (Parr et al. 2005; Pollick and de Waal 2007).

Table 8.1 compares the findings about facial movement across studies showing bottom-up facial movement repertoires in chimpanzees including anatomical descriptions of underlying musculature (Burrows et al. 2006) and their movement (Waller et al. 2006) as well as descriptions of observable chimpanzee facial movements (Gaspar 2001; Vick et al. 2007; Dobson 2008). Note that this approach contrasts with studies that categorize expression types in the first instance and use a top-down approach (Preuschoft and van Hooff 1995; Steiner et al. 2001; Ueno et al. 2004). The three observational studies of movement repertoire are not in full agreement. Both Gaspar (2001) and Vick et al. (2007) agree on 12 out of 16 core facial movements presented in Dobson (2008). Disagreement seems largely based on how FACS labels are applied in relation to the precise anatomical basis of a movement (e.g., specific muscle action) rather than whether a particular type of movement is seen (Dobson 2008; Vick et al. 2007).

Even when using a top-down categorical approach, it is clear that there is some configural variation within categories. For example, van Hooff (1967) distinguished a horizontal grin from vertical bared teeth. Goodall (1986) distinguished full and low grins, as well as closed and open grins. Parr et al. (2007) used ChimpFACS to code static images of chimpanzee facial expressions, which were already categorized into expression type. AUs combinations were sufficient for differentiating expressions from one another, indicating its validity as a facial measurement tool. The ChimpFACS approach was also able to identify within category variation for already classified facial expressions by specifying the facial action components of each case, and determining goodness of fit (Parr et al. 2007). For example, there were 34 cases of Bared Teeth display, with analyses indicating two main variants: one variant consisted of raised upper lip (AU10), lip corners pulled toward the ears (AU12) and lips parted (AU25), and the second variant added a lower lip depressed (AU16), resulting in the variant (AU10, AU12, AU16, AU25). In Gaspar's (2001) ethograms, there are considerably more, namely, 12 types of facial *gestalten* with bared teeth (7 types of closed grins and 5 types of open grins). One of the latter *gestalten* "full open grin," for example, upper teeth exposed (AU10) and mouth widely open (AU27) occurred in 100% of the cases, but additional AUs varied: lower teeth exposed, lips horizontally stretched (AU20) occurred in 94% of the cases, and eyebrow lowered (AU4) occurred in only 60% of the cases. At this stage in our studies, the emotional and/or communicative meaning of these different types of bared teeth facial expressions remains unclear. We therefore need to examine more fully systematic differences in the production of expressions by individuals and consider what impact this variation may have on perceivers, who may differentiate, ignore, or not perceive subtle differences in expressions (Fridlund 1994). Additionally, it is important to note that Gaspar (2001) found that although *gestalten* were used in quite different proportions by chimpanzees and bonobos, by far the most frequently sampled *gestalt* was the baseline relaxed face.

328 8.1.5 Comparing Action Descriptors: ChimpFACS and FACS

329 Gaspar produced a list of facial ADs shown with ChimpFACS AUs in Table 8.1.
330 Overall there is significant comparability with human facial musculature, appear-
331 ance changes, and FACS AUs. The majority of AUs were independently found in
332 both of our projects. Similar conclusions followed from the use of these indepen-
333 dently created systems. Chimpanzee facial AUs and descriptors (Gaspar 2001,
334 2006; Gaspar et al. 2004; Vick et al. 2007) overlap extensively with those seen in
335 humans (Ekman and Friesen 1978; Ekman et al. 2002). The differences noted in
336 Table 8.1, relate to the reliance on physical appearance changes by Gaspar (2001)
337 and the reliance on anatomy by the ChimpFACS team (Waller et al. 2006). Two
338 types of species differences were found: absence of some human actions in the
339 chimpanzee face and absence of some chimpanzee actions in the human face.

340 Clear differences emerged in some appearance changes in the *Pan* species com-
341 pared to humans, especially in AUs involving the orbital muscle of the lips, *Orbicularis*
342 *oris* (i.e., AU18 Lip Pucker, AU22 Lip Funneler). Both teams also agreed that chim-
343 panzees exhibit greater independence of movement in the upper and lower lips than is
344 usually seen in humans. Human mouth movements are generally orbital in action, per-
345 haps related to articulatory needs and precision of speech, but in chimpanzees and
346 bonobos it is common to have movement occur in just one lip (Vick et al. 2007).
347 Differences in facial morphology might also account for some differences in lip actions:
348 for example, chimpanzees lack a chin boss so that their lower lip can droop down
349 towards the jaw in a way not seen in humans. Therefore, both the ChimpFACS system
350 and Gaspar distinguished between upper and lower lip for mouth actions (for AU22 Lip
351 Funneler and for AU18 Lip Pucker) which are possible but rarely found in humans.






352 In the upper face, there are minor differences in the frequency of some actions
353 and in the degree of flexibility of brow movement. For example, humans display
354 more independence in Inner Brow Raise action (AU1), and more complexity in
355 brow actions (e.g., combinations with AU4 Brow Lowerer) than found in chimpan-
356 zees. Overall, both groups concluded that the facial AUs of chimpanzees and humans
357 extensively overlap (Gaspar 2001, 2004, 2006; Vick et al. 2007).

358 8.2 Chimpanzee and Bonobo Facial Behavior Compared

359 In the following section we compare the facial behavior of chimpanzees and bonobos,
360 and consider the following ways in which individual differences might be apparent: (1)
361 individuals could vary in the size or frequency of *gestalten*; (2) individuals could vary
362 in how closely their facial behavior is tied with specific contexts; or (3) individuals could
363 vary in how often certain gestalten occurred in particular contexts. The results are based
364 on bonobo data from two colonies (Milwaukee County Zoo, Columbus Zoo and
365 Aquarium) and chimpanzee data from three colonies (Cleveland Metroparks Zoo The
366 Detroit Zoo; Burger's Zoo). We excluded AUs and ADs with low total frequencies (<5).







367 The facial expression repertoires of chimpanzees and bonobos are similar: 41 of
368 the 60 gestalten were found in both species (Table 8.2; Gaspar 2001), but chimpanzees

Table 8.2 Joint chimpanzee and bonobo facial expression (*gestalten*) ethogram. Expression contexts are based on Chi-square associations with p values <0.01. This is a summarized version of Gaspar (2001) bonobo and chimpanzee facial expressions' ethograms (pages 69–88 and pages 152–184 respectively). The table omits brow only facial expressions, variations of baseline with tense mouth, variations of Low closed grin, of Full open grin, Full closed grin and of Subducted Lips face, Bulging lips face and Protruded lips face. Bonobo exclusive expressions were also excluded

Joint chimpanzee and bonobo facial expression ethogram				t2.8
Photo	Name	Descriptor:FACS Action Units equivalents & other descriptors	Signif. Contexts	
	Bulging Lips Face	AU10+AU17+ AU23 + Upper lip are bulged + lower lip area bulged	Idle; attention shift (chimpanzee); ns associations (bonobo)	t2.13 t2.14 t2.15 t2.16
	Relaxed Open Mouth Face	AU25+26	Group excitement, Watch other's in affiliative interaction, Beg (chimpanzees); Affiliative contact other than grooming, Solitary play, Startle (bonobo)	t2.17 t2.18 t2.19 t2.20 t2.21 t2.22 t2.23 t2.24
	Closed Mouth Smile	AU12 + AU20	Affiliative contact other than grooming (chimpanzee); B27	t2.25 t2.26 t2.27
	Open Mouth Smile	AU12+ AU25	Beg, Teasing & Quasi agonistic behavior (bonobo); give Invitation to Social play, Solitary play, Excitement (chimpanzee)	t2.28 t2.29 t2.30 t2.31 t2.32 t2.33 t2.34
	Play-Face	AU12 + AU25+26	Invitation for Social play, Calm social play, rough social play (chimpanzee and bonobo); Solitary play, Effort/ physical challenge (chimpanzee)	t2.35 t2.36 t2.37 t2.38 t2.39 t2.40 t2.41 t2.42







(continued)

Table 8.2 (continued)

Joint chimpanzee and bonobo facial expression ethogram			
Photo	Name	Descriptor: FACS Action Units equivalents & other descriptors	Signif. Contexts
	Full Closed Grin	AU10+ AU20+ AU25+ Gums exposed	Fear related (chimpanzee); courtship (bonobo)
	Full Open Grin	AU10+ AU20+ AU25+AU27 +Gums exposed	Fear related, (chimpanzee); Rough social play, Anger & threat displays (chimpanzee and bonobo)
	Low Closed Grin	AU16+ AU20	Fear related (chimpanzee and bonobo), Frustration (chimpanzee)
	Low Open Grin	AU16+ AU20+ AU25+26	Anger & threat displays; ns associations in chimpanzee
	Subducted Lips Face	AU23 + AUT28 + D28	Effort/physical challenge (chimpanzee); ns associations in bonobo
	Open Mouth Subducted Lips Face	AU25+26 + AUT28+AUB28	Effort/Physical challenge (bonobo); ns associations in chimpanzee


(continued)

Table 8.2 (continued)

Joint chimpanzee and bonobo facial expression ethogram			
Photo	Name	Descriptor: FACS Action Units equivalents & other descriptors	Signif. Contexts
	Overlapping Lower Lip Face (Lip-Flip)	Lower lip overlapping upper lip (no corresponding AU)	Effort/Physical challenge (bonobo); give Grooming, Mutual grooming (chimpanzee)
	Pout Face	AUT18+D18 AU24 AUT22+D22	Give grooming, Courtship, Mild-annoyance (bonobos); ns associations in chimpanzees
	Protruded Lips Face	AUT18 + D18	Non-agonistic display, give grooming (bonobos); mutual grooming (chimpanzees)
	Hoot-Face	AU(T18+D18)+ AU(T22+D22)+ AU25+AU26	Anger & threat displays, group excitement, fear related (chimpanzee and bonobo)
	Very Compressed Lips & Frown Face	AU4 + AU23	Attention shift (bonobo); ns associations in chimpanzee
	Stretched Lips Face	AU20 + AU23	Watch over infant (bonobo); ns associations in chimpanzee

(continued)

Table 8.2 (continued)

Joint chimpanzee and bonobo facial expression ethogram			
Photo	Name	Descriptor:FACS Action Units equivalents & other descriptors	Signif. Contexts
	Tonge-Show Face	AU25+ tongue protruded	ns associations in chimpanzee or bonobo, but many different contexts in chimpanzee
FUNNY FACES		many faces, not a gestalt	self-entertainment

369 and bonobos differed significantly in the frequency of use for 3 of the 9 facial
 370 descriptors. Bonobos, as a group, had significantly higher frequencies of AU4 (Brow
 371 Lowerer – see Figure 8.1a–c), AU10 (Upper Lip Raiser), and AU12 (Lip Corner
 372 Puller) than did chimpanzees, as a group (Gaspar and Bard, unpublished manu-
 373 script). There is not a one-to-one correspondence between facial expression *gestalten*
 374 (e.g., Bared Teeth facial display) and context (Gaspar 2001; Gaspar and Bard,
 375 unpublished manuscript; Parr et al. 2005; Pollick and de Waal 2007). For example,
 376 for the “full open grin” *gestalt*, 40% of occurrences were in the fear context, 40% in
 377 rough and tumble play context, and 20% were in contexts of anger or aggressive
 378 display. It is possible that across all contexts, there is a common highly excited emo-
 379 tional state tied to the facial *gestalt* of full open grin (e.g., Goodall 1986), or this
 380 *gestalt* might convey a precise “meaning” message not linked with contexts (perhaps
 381 of the sort “Stop what you are doing,” e.g., Bard et al., unpublished manuscript).

382 Individual differences are also apparent in the total diversity of *gestalten* within
 383 each context. In this comparison, chimpanzees used a greater diversity of expres-
 384 sions than did bonobos in the contexts of *groom*, and *close-up inspection*. Bonobos
 385 used a greater diversity of expressions in *play*. The percentage overlap of expres-
 386 sions between the two species varied across contexts: at least 50% *gestalten* overlap
 387 in the contexts of *groom*, *concentration in activity*, and *anger and threat displays*,
 388 and 30–40% of bonobo and chimpanzee *gestalten* overlap in *affiliative contact*,
 389 *receive grooming*, and *fear* contexts. A curious observation is the fact that there are
 390 no *gestalten* found in both species in the *startle* context. This evolutionarily based
 391 basic reaction should register similarly in the face, so clearly this context needs
 392 further exploration in the future (Gaspar 2001).

393 In conclusion, we find that individual chimpanzees and bonobos varied in their
 394 use of different facial movements, in the frequency of different *gestalten*, and in the
 395 diversity of *gestalten* across different contexts. The use of the bottom-up approach
 396 is critical in this documentation of individual differences.




Fig. 8.1 Action Unit (AU) 4 in a bonobo (a, c). The same individual (Jimmy, at the Columbus Zoo and Aquarium, OH, USA) shown also with his typical relaxed brow shape in (b). ADs are detected during video playback and physiognomic differences between individuals require that we have a baseline referent of their facial features while relaxed (for instance, whereas Jimmy’s brows look arched in a baseline condition, but other individual’s baseline looks horizontal or even slightly frowned)

8.3 Facial Behavior Is Important in the Study of Individual Differences: Relationships with Personality, Temperament, and Emotionality 397
398
399

In this section, we present our rationale for the study of individual differences in primate facial displays. We note that there is good reason to expect variation among primate individuals. Some primate facial movements are volitional, and therefore, we should not be surprised to find meaningfully large individual differences. We explore how individual differences in personality, temperament, and emotionality might be related to individual differences in facial behavior through higher order constructs such as “dominance,” “attractiveness,” “expressivity,” and “extraversion.” 400
401
402
403
404
405
406

8.3.1 Why Do We Think There Is Variation in Facial Behavior? 407

As evolutionary adaptations, we would expect phenotypic variation in the production and perception of expressions, with related fitness consequences (Schmidt and Cohn 2001). Given the challenges of studying facial expressions across species, and perhaps the pervasive influence of the universal emotions perspective, the focus has been on understanding the form and function of prototypical facial displays, with little consideration of idiosyncrasies in facial behavior. Important differences in facial behavior relating to sex, dominance, or age have not been fully addressed in nonhuman primates. Life experiences, in addition, may change communicative repertoires; studies of gestural communication reveal individual variation and idiosyncratic gestures (Liebal et al. 2004). Vocal research has identified individual markers within some types of call (e.g., Owren and Rendall 2003). Like humans, great apes also have 408
409
410
411
412
413
414
415
416
417
418

419 long periods of dependency during which time social skills are acquired, resulting in
420 great plasticity in their social behaviors as evidenced by cultures (Whiten et al. 1999;
421 van Schaik et al. 2003). Moreover, in humans, facial expression and individual identity
422 are interlinked. Therefore, we should expect variation in signal production and
423 perception based on the individual characteristics of nonhuman primates.

424 At the individual level, several variables can shape variation in facial displays
425 (Schmidt and Cohn 2001). Anatomically, human facial musculature reveals some
426 interindividual variation in muscle presence and precise structure (Pessa et al. 1998;
427 Waller et al. 2008), but there has been little systematic investigation of variability for
428 nonhuman primates. There are some inconsistencies in the anatomical literature, but
429 it remains unclear whether these are due to differences or omissions in describing the
430 muscle plan, to individual variation, or small sample sizes (Burrows et al. 2006;
431 Waller et al. 2006). Interestingly, variation in muscle structure may lead to observable
432 differences in expression appearance. For example, in humans, a bifid form of
433 the zygomatic major muscle causes dimples when smiling (Pessa et al. 1998).

434 Neural control of facial movement may also affect expression production with
435 involuntary and voluntary control over facial actions well described in humans
436 (Rinn 1984) and rhesus macaques (Morecraft et al. 2001). Left–right asymmetry of
437 expressions (Fernandes-Carriba et al. 2002) may be caused by asymmetrical facial
438 structure or muscle innervation, with spontaneous production being more symmetrical
439 than volitional movements. Cortical innervation may also underlie distinctions
440 between the upper and lower face (Ross et al. 2007).

441 There is clearly variation in expression production. Although traditional ethograms
442 present stereotypical displays, some variations are based on the intensity of
443 expression and temporal patterns. In humans, the onset, offset, and peak of expression
444 impacts expression perception and interpretation (Ekman and Rosenberg 2005).
445 It would be interesting to examine nonhuman primate sensitivities to such subtle
446 variations. Moreover, a combination of facial expressions, head position, and gaze
447 direction may interact with facial movement to allow even greater variation in
448 expression production (Redican 1975). Chimpanzees have distinct forms of gaze
449 (Bethell et al. 2007). Moreover, patterns of mutual gaze are modifiable in early
450 interaction with caregivers (Bard et al. 2005) suggesting that eye movement is
451 another source of variation in dynamic facial displays in nonhuman primates.

452 In cognitive and behavioral studies, there are variations at the level of individual
453 performance, but the basis for these individual differences is hard to determine.
454 Personality factors are likely to determine an individual's attention, behavioral flexibility,
455 accuracy, and response to reward schedules when performing tasks, and thus
456 personality measures should be able to predict some of this variation (Uher and
457 Asendorpf 2007). Similarly, chimpanzees may differ in overall expressivity which
458 may be correlated with their personality (King and Figueredo 1997). Temperament
459 may interact with previous experiences, so that the emotional valence of a given
460 context can vary across individuals (Bard and Gardner 1996; Bard et al., unpublished
461 manuscript). In addition, individuals may vary in volitional control of facial
462 behaviors, and vary in responsiveness to the expressions of others as a function of
463 attention, emotional sensitivity, or other individual factors.

Emotional contagion/induction or an individual's susceptibility to the emotional experiences of others is also likely to correlate with personality measures, such as extraversion. Even in early infancy, primates demonstrate variability in relation to their ability to imitate facial expressions (Bard 2007; Ferrari et al. 2006; Myowa-Yamakoshi et al. 2004) but we do not know whether this initial variation in tendency to imitate is correlated with personality attributes, or whether it has any impact upon future socioemotional experiences and learning. Contagious yawning is a robust phenomenon in humans and correlates positively with measures of empathy and theory of mind (Platek et al. 2003). Chimpanzees also demonstrate contagious yawning but there is individual variation; only 2 out of 6 female chimpanzees responded to video sequences of conspecific yawns with increased levels of yawning (Anderson et al. 2004). A more recent study in orangutans examined the rapid mimicry of play faces during dyadic play bouts; 16 out of 25 individuals showed rapid (<1 s) facial mimicry to the play face of their playmate but only 9 out of 25 did in a control condition (Davila-Ross et al. 2008). The quality of interactants' social relationships may affect both voluntary and involuntary mimicry of others as reported in humans (McIntosh 2006) but it would be valuable to examine these measures of emotional contagion across time and contexts in the same individuals in relation to personality traits.

The emotional state of receivers is likely to mediate the perception of emotion in nonhuman primates, as it does in humans, for example, by being more responsive to negative emotional expressions when already aroused by negative events. Finally, in humans, personality may bias perception of social signals. For example, trait anxiety leads to heightened perception of hostility when rating happy, neutral, and angry expressions (Knayazev et al. 2008). We do not yet know how chimpanzees' personalities affect their perceptual biases; it may be that individual variation in performance on perception tasks may reflect biases in expression processing that likely affects everyday social interactions with conspecifics. Attending to socially salient events is important for group living primates and is both cognitively costly and imperative for individual fitness (Barrett et al. 2002). We know that primate attention structures may reveal disproportionate interest in dominant individuals, mediated by an individual's rank (Shepherd et al. 2006), or the quality of dyadic relationships (Lane et al. unpublished manuscript). Attention to the expressive behaviors of dominant individuals is probably different than that directed towards other group mates. Some displays may automatically capture attention. For example, angry expressions may be processed rapidly and effectively (Gosselin et al. 1997). However, visual signals allow perceivers some degree of control, by disengaging gaze, to "cut-off" aversive stimuli, such as a facial threat (Kummer 1967; Altmann 1967).

8.3.2 Volition in Facial Expression Production

501

"A survey of the literature reveals that many who have commented on the signaling of animals ascribe to a view that all of their communicative signals are manifestations of emotion or affect" (Marler and Evans 1997, p. 133). That is, in this view,

502
503
504

505 facial behaviors are spontaneous and uncontrollable displays of internal affective
506 states. New research indicates that some behaviors, such as the raspberry or the
507 extended grunt vocalization found in captive chimpanzees but long dismissed as
508 “merely” emotional displays, are individually invented (Hopkins et al. 2007). The
509 issue of whether nonhuman primates have voluntary control over expressions is a
510 difficult topic to study; if chimpanzees can control their facial displays how could
511 we tell? Awareness or control of facial behavior could result in the (a) deliberate
512 production of a display or (b) intentional showing or (c) concealment of a spontane-
513 ous display. Here we briefly consider the evidence in support of each of these
514 possibilities.

515 **8.3.2.1 Deliberate Production of Displays**

516 Chevalier-Skolnikoff (1982) considered apes to be capable of deceptive use of facial
517 signals since they can “manifest facial expressions that are inconsistent with emo-
518 tional state” (p. 360). Of course, it is difficult to exclude the possibility that the
519 inferred emotional state is erroneous rather than the expression being incongruent.
520 In humans, there is some evidence that spontaneous and voluntary expressions can
521 be identified when analyzed in sufficient detail; timing and symmetry may differen-
522 tiate between them (Ekman and Rosenberg 2005). The deliberate production of a
523 display would be difficult to ascertain in chimpanzees because even similarly
524 detailed studies of expression production would be limited by the need to make an
525 inference regarding whether the expression was voluntarily produced (the problem
526 of circularity).

527 The “funny faces” as described by de Waal (1988) in bonobos, and both in
528 chimpanzees and bonobos by Gaspar (2001) and more recently in gorillas (Gaspar
529 et al., unpublished manuscript), also indicate volition over facial movement,
530 although the degree of control over specific facial actions has yet to be described
531 in detail. In addition, some voluntary control over some facial movements can be
532 inferred from imitation studies which show that chimpanzees can copy arbitrary
533 actions (Custance et al. 1995). Two chimpanzees, trained to copy 15 arbitrary
534 actions using a “do this” command, were then presented with 48 novel actions
535 including 6 facial actions. Overall the chimpanzees showed clear evidence of imi-
536 tation, but performance on the facial actions was weaker with only “lip smacking”
537 being reliably identified by both observers. However, humans also have consider-
538 able difficulty copying facial movements. FACS training requires coders to per-
539 form each AU and success requires considerable hours of practice (Ekman et al.
540 2002). Some facial movements are more readily performed than others and ques-
541 tions about voluntary control may need to take the specific action into account.
542 Those expressions that are regularly used with particular combinations of AUs
543 may be more readily imitated than isolated facial movements, or vice versa if
544 selection pressure on detecting cheats means that honest signals (genuine expressions)
545 are costly to produce.

8.3.2.2 Intentional Showing of Displays

546

Intentional showing of displays could be explored in terms of social context (presence of an audience) or the target of displays, that is, whether signals are intentionally directed towards specific target receivers. Volition can be addressed by examining audience effects because if calls are automatic, the presence of conspecifics should not influence call production (e.g., Marler and Evans 1997). In birds, call production is influenced by audience effects (that are functionally relevant to each call). In chimpanzees, audience effects occur in gesture production (e.g., Leavens et al. 2004) and in vocal production (e.g., Hopkins et al. 2007). However, variation in call patterns may be influenced by arousal levels of an individual which are related to characteristics of the audience. Marler and Evans suggest that the former is unlikely for birds as only calls, and not other concomitant behaviors or physiological responses, differ according to social context.

547
548
549
550
551
552
553
554
555
556
557
558

Audience effects on facial behavior have rarely been directly examined in nonhuman primates, perhaps because of the difficulty in distinguishing among conspecifics as intended recipients of displays. Most primate communication is related to social interaction; emotions are essentially an integral component of any social context so that the social vs. emotional debate is based on an erroneous dichotomy (Parkinson 2005). However, van Hooff and Preuschoft (2003, p. 284) suggest that “the element of emotional expression comes to the fore when the display is performed in the absence of an audience.” They suggest that solitary play accompanied by play faces in young chimpanzees is indicative of joyfulness. However, the play face can also be a socially mediated behavior as juvenile chimpanzees modify their signaling in the presence of young playmates’ mothers (Jeanotte and de Waal 1996, cited in van Hooff and Preuschoft 2003).

559
560
561
562
563
564
565
566
567
568
569
570

The interaction between social context and facial behaviors and their function is obviously an important direction for future study. We return to this topic later (in Sect. 8.3.2), when discussing possible paths to study facial behavior predictors of personality. In addition to audience effects, facial behavior, unlike vocalizations, can also be directed towards particular recipients (Altmann 1967), who could differ in responsive characteristics. For example, expressions of vulnerability such as pain should be differentially directed at those who might provide support (Krebs and Dawkins 1984). There may also be subtle within-expression variations according to familiarity or relatedness of receivers. Animal signals may have low input specificity (Marler and Evans 1997) with a wide range of stimuli converging into one expressive display, which corresponds to both the emotion and communication view. Each signal can operate in concert with a range of others (Forrester 2008) and these combinations can lead to high specificity. For example, gaze and posture may indicate direction of an expression, age and sex class of sender (or receiver) may alter the meaning of a display, and even individual idiosyncrasies among familiar conspecifics may make the signal more precise. Similarly, Fridlund (1994) suggests that displays would be likely to vary according to other contextual features such as identity of interactants, their previous history, and the situation in which display is given (e.g., competition over food, defense of young).

571
572
573
574
575
576
577
578
579
580
581
582
583
584
585
586
587
588

589 8.3.2.3 Concealment and Suppression of Displays

590 Apes are aware of the communicative function of their expressions and may, on
591 occasion, try to conceal the signal (de Waal 1992; Goodall 1986; Mitchell 1999). For
592 example, Tanner and Byrne (1993) reported that a gorilla covered its play face on
593 multiple occasions. Moreover, examples of concealment suggest that the production
594 of the expression itself may not be suppressed. Involuntary facial movements may be
595 more clearly concealed during interactions by simply orienting or moving away
596 from potential recipients, or engaging in displacement activities. However, facial
597 expressions can interfere with other behaviors. For example, at the Chester Zoo
598 we observed a female chimpanzee's unsuccessful attempts to take a drink because
599 her mouth was fixed in an intense Bared Teeth display (Waller and Vick, personal
600 observation). This suggests that, in at least some circumstances, chimpanzees are
601 unable to control their facial behavior. In contrast, humans may use voluntary facial
602 movements to conceal or suppress spontaneous expressions (Ekman et al. 1988); for
603 example, suppressing a smile (AU12 Lip Corner Puller) by the antagonistic action of
604 pulling the mouth corners downwards (AU15 Lip Corner Depressor). As yet, the
605 FACS approach to chimpanzee facial behavior has not revealed any evidence of such
606 masking behaviors. Moreover, the incomplete suppression of an expression may be
607 better conceptualized as conflicting intentions rather than leakage (Fridlund 1994)
608 so that making inferences about the meaning of "deceptive" facial displays would be
609 challenging.

610 The issue of variation has been related to whether nonhuman primates are capa-
611 ble of voluntary control over their expressions. Steklis and Raleigh (1979, p. 257)
612 dispute the view "that the fundamental contrast between human and nonhuman pri-
613 mates is that the latter's lack significant voluntary control over their vocalizations
614 and facial expressions." According to their view, if responses are involuntary they
615 should be invariable and thus individual variation indicates some degree of volition
616 over expressions. As noted previously, individual variations may be predominantly
617 caused by differences in underlying anatomical structure (Schmidt and Cohn 2001).
618 However, within the variation there may be stereotypical components. Schmidt
619 et al. (2003) found that in human smiling the onset (lip corner movement) did not
620 differ in terms of timing or duration, while peak and offset showed variation. This
621 suggests that within a variable display there may be conspicuous and stereotyped
622 signals. Identifying consistent features would clarify the communicative function of
623 chimpanzee expressions.

624 8.3.3 Interindividual Differences in Facial Behavior

625 It has long been proposed that humans and other animals are genetically pro-
626 grammed to decode and respond adequately to the facial behavior of conspecifics
627 (Buck 1984; Dimberg 1988). Ekman (1984) pointed out that humans pay more
628 attention to the face than to other parts of the body when processing other people's

nonverbal behavior, suggesting that this is why we are susceptible to being deceived more easily by the face than the body, and why we train face control more than body control. Our perceptions and attributions of personality may rely largely on facial behavior. Examples from studies using prototypical static facial expressions of emotion include perceived “friendly” social dominance and friendliness based on “happy” facial expressions, “unfriendly” dominance based on the display of anger facial expressions, and submissiveness based on the display of fear and surprise expressions (Hess et al. 2000; Knutson 1996; Zebrowitz et al. 2007). In addition, expressive people are seen as more attractive and likable than unexpressive people (Friedman et al. 1988; Halberstadt 1984; Larrance and Zuckerman 1981).

Although relevant information about oneself is often multichannel and what the face conveys is coordinated with what the body conveys (Grammer et al. 1997), relying on the face is fruitful both for sender and receiver, inasmuch as it is a source of accurate predictions of social outcomes. Rejected children display angry facial expressions more often than other children (Hubbard 2001). Popular children display an eyebrow frown less often than their less popular peers (Murphy and Faulkner 2000). A reliable cue to an altruistic nature and a willingness to share seems to be a *Duchenne* Smile (Mehu et al. 2007), a smile *gestalt* comprised of FACS’s action units AU6 (Cheeks Raiser) and tightening of lids (with wrinkles and bulges below the lower eyelid) in addition to the AU12 (Lip Corner Puller) that distinguish “felt” spontaneous smiles from other types of smiles, e.g., posed smiles with only AU12 (Ekman and Friesen 1982).

It is plausible that in other primates, regulation of interactions based on expectations follows a similar pattern. This expectation is highest in the case of chimpanzees and bonobos, whom we now know have a very diverse facial behavior (Gaspar 2001; Gaspar and Bard, unpublished manuscript) and a facial musculature nearly identical to that of humans (Burrows et al. 2006). This ought to make possible a range of expressions in chimpanzees that is comparable to the diversity that humans exhibit. Combinations of AUs generated by naturally occurring human facial movements are countless and, most of the time, do not fall neatly into prototypical emotion expressions (Fernández-Dols and Ruiz-Belda 1997; Grammer et al. 1997, 2004). Moreover, within each of the six “basic” emotions (anger, happiness, fear, sadness, surprise, and disgust), there are a large number of different facial configurations interpreted to portray the emotion (Grammer et al. 1997). Finally, within a dynamic exchange, there are striking temporal variations in facial expressions.

A high degree of individuality in behavior has been documented in many nonhuman animals (Bard 1994; Bard et al. 2005; Maestripieri 1993; Hammershmidt and Todt 1995; Baker and Aureli 1997; Clarke and Snipes 1998), including personality dimensions similar to those of humans (Bard and Gardner 1996; Gosling and John 1999). It is clear that nonhuman primate personality at least partly overlaps with the Five-Factor Model of human personality (King and Figueredo 1997; McCrae and John 1992; Weiss et al. 2006). However, individuality in the facial behavior of nonhuman primates has rarely been quantified (with notable exceptions of Gaspar 2001; Gaspar et al. 2004; Jesus 2007; Jesus and Gaspar 2008). This lack of focus on individuality is not related to either the frequency or putative importance of facial

674 individuality in social interaction. Rather, most studies of human facial behavior do
675 not address spontaneous real-life events of facial behavior (more often focusing
676 instead on the categorization of posed facial configurations using a limited list of
677 expression terms). Exceptions, however, show that there is interindividual variation
678 in frequency and specific configuration of emotional facial expressions in human
679 children and adults (Buck 1975; Cohn et al. 2002; Fernández-Dols and Ruiz-Belda
680 1997; Grammer 1988 cited in Grammer et al. 1997) with notable stability of indi-
681 vidual differences in adult facial behavior over time (Cohn et al. 2002).

682 As with other behaviors that vary individually, a facial action may play a role in
683 the communication of individual qualities to interactors, including aspects of per-
684 sonality, if (a) it has a predictive value in “real world outcomes” or other behaviors;
685 (b) it is consistent over time; and (c) it is consistent in an individual over time
686 (Gaspar and Bard, unpublished manuscript; Gosling et al. 2003; Pervin and John
687 1997). Individuality in the communication repertoire of chimpanzees and bonobos
688 was expected based on evidence of voluntary control and flexibility in the gestural,
689 and on occasion vocal and facial behavior of gorillas, chimpanzees, bonobos, and
690 orangutans (Bard 1992; Hopkins and Savage-Rumbaugh 1991; Pika et al. 2003,
691 2005; Liebal et al. 2006; Tanner and Byrne 1993).

692 An ideal starting point in the research of socially relevant predictions from indi-
693 vidualized facial behavior is the assessment of its stability over time. A subsample
694 of several ADs of bonobos was analyzed for consistency. Of the facial descriptors,
695 8 of the 9 did not differ in frequency of use across the 5 years (Gaspar and Bard,
696 unpublished manuscript). The single exception was cheek raising (AU6), which
697 supports a link of this action with intensity of expressions, rather than with indi-
698 vidual expressivity (Messinger 2002). Therefore, we conclude that the frequency of
699 many facial behaviors of individual bonobos remains consistent over time.

700 Bonobo facial behavior is also intraindividually consistent. There are systematic
701 differences in certain facial action configurations across individuals, with some indi-
702 viduals significantly above the expected frequency for a given movement (Gaspar
703 2001; Gaspar and Bard, unpublished manuscript). Although male and female chim-
704 panzees appear to use ADs with equivalent frequencies, male and female bonobos
705 differ in some movements; females use Lip Stretch (AU20) more than males, and
706 male bonobos use Upper Lip Raise (AU10) more than females. Female bonobos
707 display more grin faces than males (Kano 1992), but there may be differences in the
708 frequency of the “grin” contexts between males and females. Females display more
709 grin faces in temper tantrums or frustrating contexts, which is fully compatible with
710 Gaspar’s (2001) Milwaukee and Columbus bonobo observations. There were no sex
711 differences in the use of common facial *gestalten* in chimpanzees and bonobos.
712 Frequencies of some facial descriptors differ across age categories in both *Pan* spe-
713 cies (Gaspar 2001; Gaspar and Bard, unpublished manuscript; Goodall 1986; Kano
714 1992). For example, brow furrowing (AU4) in bonobos occurs most frequently in
715 adults (54%) and least frequently in infants (10%). This is an interesting result since
716 infant brow movements are easier to perceive. Infant bonobos performed more (67%)
717 lip corner movements (AU12) compared to adolescents (18%) and adults (15%).
718 Perhaps this is not surprising, as AU12 is a component of *play face* and *laughing face*,

and social play is much more frequent in infants. Chimpanzees displayed large age differences in (1) brow raising (AU1 + 2): adults account for most of the observations (70%), compared to adolescents and infants (both at 15%) and (2) lip corner raising and stretching movements (AU12 and AU20) with infants accounting for most of the occurrences, but adult chimpanzees showing more than adolescents. We do not know whether these age-dependent facial movement differences relate to emotional, contextual, or other individual characteristics that may be age dependent as well.

8.3.4 *Predicting Individual Traits from Facial Behavior*

A major question that follows from finding that individuals are not only different from their age-class peers in facial behavior but also are consistent across long time-spans is whether individual differences in facial behavior are related to personality traits, other individual attributes, or specific behaviors.

Top-down approaches to chimpanzee personality based on human questionnaires and bottom-up approaches based on ethological methods differ (see Uher 2011) but, in our view, are complementary rather than mutually exclusive approaches. Those interested in using personality measures to predict specific behaviors in chimpanzees might be best off using a combined approach. To our knowledge, Carvalho (2008), a graduate student at Coimbra University, Portugal, is the first to investigate the relation between personality traits and three well-known chimpanzee facial expressions: play face, hoot face (Goodall 1986), and silent bared-teeth (van Hooff 1972). Carvalho adopted a quasi bottom-up approach. She selected personality trait descriptors from King and Figueredo's (1997) questionnaire and modified the descriptors so that they referred to directly observable behavior units. She and another researcher investigated the relation between traits and these expressions in 15 rehabilitant chimpanzees at the Jane Goodall Institute's Chimpanzee Eden Sanctuary in South Africa. As she predicted, there was large interindividual variation in personality traits and in the use of the facial expressions, and some significant relations. For example, the trait *active* was positively correlated with play face, the trait *dominant* was positively correlated with Hoot-face (Carvalho 2008).

The key point in the application of an ethological approach to assessing personality is that it circumvents a limitation of the questionnaire approach viz. the rater needs to be well acquainted with each subject. When personality traits are linked with specific behavioral measures, the behavioral measures can be used by any researcher, including those having no acquaintance with the target individuals (Carvalho et al. 2008). In addition, facial expressions can be useful in providing external validation for personality questionnaire items. Ideally personality traits could be assessed with both approaches (ethological behavior and personality questionnaires) for a large sample of chimpanzees. The larger the overlap of results, the more opportunities there will be for studying personality in great apes in different kinds of settings. Given validation, the behavior measures may be especially useful for longitudinal and ontogenetic studies that require the participation of different observers over time.

760 Research on the prediction of other individual attributes by facial behavior is still
761 in its early days. In several nonhuman primate species, several associations were
762 found between facial behavior and formal dominance status, with certain facial
763 expressions being more frequent in dominant individuals (Chevalier-Skolnikoff
764 1973; van Hooff 1973; Jacobus and Loy 1981; Preuschoft 1992; Reichler et al.
765 1998) or differing according to context in those individuals (Gaspar 2001).

766 Human children vary in social attractiveness which ranges from peer rejection to
767 being the most popular. Albeit there is controversy surrounding the factor(s) that
768 contribute towards lowering or enhancing a child or teenager's social attraction
769 (Babad 2001), peer relational status and interactive style are highly stable across
770 many years and contexts (Cillessen et al. 2000; Englund et al. 2000; Dodge et al. 2003).
771 These findings suggest that social attraction must be strongly dependent on individual
772 personality traits.

773 For these reasons, Gaspar and colleagues investigated Social Attraction in
774 chimpanzees and bonobos. Social Attraction is an individual attribute defined as
775 "the proportion of affinitive interactions in which the target individual was
776 engaged, at the time of sampling, that were *not* initiated by the target individual,"
777 i.e., receptivity to the affinitive invitations of others (Gaspar et al. 2004). The
778 question was whether Social Attraction could be predicted from facial behavior
779 traits, such as *expressivity* (a measure of facial behavior diversity) or the frequen-
780 cies of play faces (the combination of mouth opening movements such as AUs
781 25 + 26 present in relaxed open-mouth face, play face, and open mouth smile con-
782 nected to positive affect) and AU12 (Lip Corner Puller), present in open mouth
783 smile and play face. In bonobos, Social Attraction correlated significantly with
784 expressivity, and frequency of AU 25 + 26 and AU12. For chimpanzees, Social
785 Attraction was negatively correlated with frowning (AU4 Brow Lowerer). Social
786 attraction in bonobos and chimpanzees is influenced by individual qualities of
787 facial movements. One can argue that individuals use more play faces because they
788 play more, regardless of whom starts the interaction, but the regression analysis on
789 the bonobo data showed two interesting effects: The presence of AU25 + AU26
790 increases an individual's Social Attraction, but also when an individual is engaged
791 in affinitive interactions (i.e., deemed by others to be socially attractive) there is
792 an increased occurrence of AU25 + AU26 (Gaspar et al. 2004). Those results do
793 not rule out the communicative function of facial behavior, specifically that an
794 individual's facial behavior causes changes in social activities and/or relation-
795 ships. However, it also shows that there is a two-way influence between individual
796 quality and facial behavior. It provides support for the role of facial behavior in
797 the expression of internal states, specifically that individual differences are more
798 likely to result from variation in the intensity or frequency of emotions. Of course
799 individuals will feel different emotions as a consequence of their different social
800 interactions and different social roles (e.g., Parkinson 2005). Regardless of the
801 directionality of the causal link, it is clear that the facial behaviors of chimpanzees
802 and bonobos express their individuality.

803 With the facial behavior traits we used (Gaspar et al. 2004), it is clear that chim-
804 panzees are less transparent in facial behavior than bonobos, and chimpanzee's

Social Attraction does not seem to be strongly affected by expressivity or specific facial actions (with the exception of brow furrowing). In bonobos there is a two-way connection between expressivity and certain facial actions on one hand, and Social Attraction on the other. This difference may reflect differences between the two species in social pressures. Bonobos are typically allowed a considerable amount of behavioral freedom. Chimpanzees, on the other hand, are tightly bound to a formalized social hierarchy that may not usually permit them to express their individuality. This contrast has been anticipated by the *Power Asymmetry Hypothesis* (Preuschoft and van Hooff 1995, 1997), which predicts that there should be greater plasticity in the use of signals in species with an egalitarian society or at least a nonrigid formal hierarchy than in species with an accentuated formal hierarchy. This is due to differential costs in being misunderstood by interactors, i.e., low in bonobos and high in chimpanzees.

The relation between these facial behavior traits and Social Attraction in apes was similar to that seen in human preschool children (Gaspar et al. 2004). There is no reason why these analogs should not be homologies in great apes and humans. Predictions from facial behavior to personality in chimpanzees, bonobos, and human children should be expected since chimpanzees and bonobos are humans' closest phylogenetic relatives (sharing 96–99% of DNA and a common ancestor that lived about 5 million years ago: Sarich and Wilson 1967; Sibley and Ahlquist 1984; Gagneux et al. 1999; Kumar et al. 2005). Once we adapt our studies to human adults, we should understand these factors more fully.

At a more basic level of analysis, predicting specific social behaviors from facial actions, we have still to address the following general questions: (1) Are certain types of interaction more common in individuals that display a particular expression more often than expected? and (2) Are there predictable causal relations between the intensity of facial movements and the intensity of emotion? Does the degree of mouth opening, for example, relate to emotional intensity? We are beginning to see other more specific questions addressed in a few promising studies: For example, does a high frequency of brow lowering (AU4) predict increased aggression or dominance or gender (Campbell et al. 1999)? Or can the dropped jaw/open mouth configuration (AU25+26) of the play face predict that the actor will be subsequently involved in a play bout? This seems a plausible prediction, since the invitation for social play stands out among other social invitations received by those bonobos and children who display it (Gaspar et al. 2004, Gaspar 2005; and see ongoing studies of chimpanzees, Davila-Ross et al. 2011; Thorsteinsson and Bard 2009).

Gaspar (2006) made a case for the advantages of reliable personality cueing in facial behavior based on game theory and on evidence that people make inferences about other people's personality traits promptly at zero acquaintance or after brief viewings of photos or videos of facial behavior (Borkenau and Liebler 1995; Ekman and Friesen 1978; Gaspar 1994; Grammer 2004; Krull and Dill 1998; Laser 1982; Mueller and Mazur 1997; Uleman et al. 1996; Yamagishi et al. 2003; Zebrowitz 1997). People spontaneously attribute personality or other traits to individuals even if specifically instructed to provide only emotional terms in an open questionnaire (Gaspar 1994) attributing for example "mean" to "anger" faces and

850 “nice” to “happy” (Ekman and Friesen 1975) and make accurate predictions for the
851 other’s future behavior (Grammer 2004). In the case of smiles (AU12) people at
852 zero acquaintance also make good matches with target self-reports of extraversion
853 (Borkenau and Liebler 1993). Bearing in mind that there are positive and negative
854 social outcomes associated with the use of some facial actions and that the “best
855 facial action readers” are also more popular children (Boyatzis and Satyaprazad
856 1994; Underwood 1997), we may be looking at a co-adaptation between expressivity
857 (sensu transparency) and decoding capacity.

858 This co-adaptation of expressivity and decoding of emotion may enhance both
859 actor’s and receiver’s fitness in a cooperative setting. The cost in vulnerability of
860 honest signaling can be overcome by the returns in the form of trustworthy reputa-
861 tion and preference as social partner in cooperative tasks that clearly benefit the
862 actor and his/her family. Forging good alliances for protection and food gathering is
863 a great asset in a resource-limited changing environment. However, honest signaling
864 is constrained by group size, as individual recognition is required (Dunbar 1988,
865 1993). Communication of intentions may be crucial in large complex societies, but
866 studies of honest signaling in *Pongo*, *Gorilla*, and *Hylobatidae* facial behavior high-
867 light a role for idiosyncratic variation in emotional responses in terms of generating
868 individualized facial behavior. A study by Mehu et al. (2007) indicated that honest
869 signaling is an asset for those collecting the benefits of cooperative relationships.
870 Mehu et al. found that the Duchenne Smile (AU6 Cheek Raise + AU12 Lip Corner
871 Puller) vary interindividually and was affected by situational factors, such as an
872 hypothetical altruistic act, rather than positive emotion.

873 Emotion-related factors, interindividual differences in temperament, and
874 appraisal-related personality traits may have a higher impact in the diversity of
875 facial behavior than has been acknowledged. For example, we recently found
876 (Gaspar and Esteves, in press) that “joy/playful” (Panksepp 2005), a prosocial ori-
877 ented emotion, is the most convergent in terms of the facial actions that are used by
878 toddlers. This prosocial emotional condition was the one where spontaneous emo-
879 tion-related behavior best matches the universal facial configuration of “happy”
880 (AU6 + AU12 + AU25 and eventually + AU26) as proposed by Ekman and Friesen
881 (1975). Although “happy face” received only 27% of hits, far fewer hits occurred
882 for the “fear face” (11%) or “surprise face” (5%). This leads us to hypothesize that
883 only emotions that are directed at immediately changing an interactor’s behavior
884 will be highly stereotyped, indicating such action tendencies as readiness to interact
885 socially or to play, etc.

886 Some emotions can be more susceptible to facial behavior modulation than others,
887 as illustrated in Peleg and colleagues’ (2006) elegant study of the heritability of
888 emotional facial behavior. The authors compared the facial movements in born-
889 blind individuals with those of their sighted relatives and nonrelatives and found that,
890 for at least three emotions (anger, sadness, and “think-concentrate”), facial behavior
891 is highly heritable.

892 Although some interindividual differences in emotional facial behavior can be
893 attributed to facial anatomy (differences in muscles, fat tissue, etc.), personality
894 traits related to temperament and situation appraisal are at the motivational basis of

individual differences in the facial display of emotions. Therefore, the application of personality to the study of emotional facial behavior could be an important new development. It would release facial behavior research from its current stalemate between two underlying views: one view that discrete emotions have corresponding universal facial expressions that are consensually and “correctly” appraised, and another view that emotions have a componential nature (e.g., activation and valence) that results in a large diversity of facial behavior and appraisals.

Extraversion appears to translate well into predictable facial behavior. Compared with introverts, extraverts are more active and excitable (Eysenck 1975), and therefore they are expected to be more emotionally expressive. However, extraversion per se is uninformative about whether individuals are honest signalers. Future studies should focus on behavioral phenotypes that can be characterized differentially by quantitative aspects of the facial AUs and configurations they use, especially by the interaction of facial actions by context by appraisal. Whether individuals have higher or lower rates of spontaneous emotional configurations compared to a reference population should be useful in characterizing phenotypes at the high and low poles of neuroticism and extraversion. This reasoning is based on the assumption that not all that emotions include a “package” of typical facial actions and emotion, and that some emotions may not even involve facial actions. Furthermore, this could vary from individual to individual, since it would not be tied to an unequivocal message destined to elicit a typical reaction from the observer. For example, the relative inexpressiveness of introverts (Riggio and Riggio 2002) highlights the need to relate “invisible” facial actions to personality and emotion, which may be achievable using electromyography. Emotions that are not directed at modifying the behavior of the interactor (e.g., fear) could vary much more interindividually and contextually than those that evolved to modify the behavior of the interactant in specific ways (e.g., anger). Individuals with high neuroticism could use prototypical emotional expressions as an efficient means to recruit more attention and assistance. Individuals high in agreeableness may not have more frequent facial actions, but if agreeableness is linked with altruism and sympathy, these individuals may display more facial mimicry (Davila-Ross et al. 2008; Mehu et al. 2007).

8.4 Future Directions

While variation in presence and differentiation of underlying facial musculature occurs in humans (Schmidt and Cohn 2001), the paucity of data on nonhuman primates precludes any comparison in terms of phenotypes for facial displays at this level. However, a detailed anatomically based approach to recording facial behavior means that variance at the level of the display itself is detectable. For example, we do not yet know whether all individual chimpanzees show the same basic set of prototypical expressions, or whether there are consistent subtypes that could result from either variance in underlying musculature or behavioral idiosyncrasies. It would be interesting to note whether humans and chimpanzees share common variance in

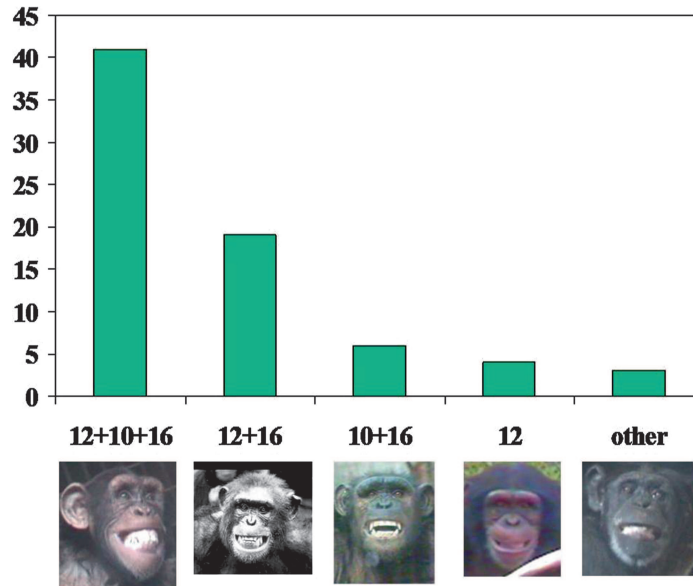


Fig. 8.2 A preliminary screening of approximately 70 photographs of chimpanzee Bared Teeth displays revealed a variety of combinations of AUs

936 facial myology or whether human variation is the result of more recent adaptations.
 937 For example, a relatively common variation in the zygomatic major muscle of
 938 humans is a bifid zygomatic major which causes dimpling during smiling (Pessa
 939 et al. 1998). This may serve to enhance the signal value of a smile (Schmidt and
 940 Cohn 2001). Given the universal emotions view, how can we reconcile variation
 941 with common displays? In fact, a recent anatomical study suggests that the muscles
 942 involved in the production of the “basic emotion” expressions are those that have
 943 the least individual variation (Waller et al. 2008). Facial displays may be fairly
 944 robust signals and perceivers may either not detect variation, or not attribute mean-
 945 ingfulness to variation (Fridlund 1994). Alternatively, since intensity, frequency,
 946 diversity, and efficacy of facial displays can be predicted by personality (e.g., extra-
 947 version or neuroticism: Riggio and Riggio 2002), we expect that quantitative varia-
 948 tion will be found in “universal” displays of primate emotion expressions.

949 The most widely studied set of primate facial actions are those that fall under the
 950 nomenclature “grin” or *silent-bared teeth* display. Progress has been slowed
 951 because of the lack of comparability in definitions across studies. Here we present
 952 distinct types of bared teeth faces, based on a common coding system of facial
 953 actions that establishes quantitatively distinct variants (Figure 8.2). Future research
 954 can more appropriately consider whether “grins” systematically differ across con-
 955 texts (Gaspar 2006).

956 In humans, the onset, offset, and peak of expression influences expression per-
 957 ception and interpretation (Ekman and Rosenberg 2005). It would be interesting to
 958 examine nonhuman primate sensitivities to such subtle variations. The perception

of variation in facial displays by conspecifics could also be tested empirically to determine whether variations in configuration that can now be identified by micro-analysis of facial appearance can also be reliably categorized by conspecifics. Understanding the causal relation between emotional intensity and variation in displays is also a necessary next step in conceptualizing variation in facial expression in nonhuman primates.

The future holds great promise for the extension of facial coding systems to additional species. Dobson (2008) has suggested that the degree of facial mobility is related to body size, so that the large bodied apes have the largest facial movement repertoires. Orangutans may be particularly expressive in terms of facial mobility (Maple 1980; Call personal communication). Preliminary studies of gorilla facial behavior indicate that gorilla faces are capable of virtually the same facial actions used by chimpanzees and bonobos and that their facial behavior varies interindividually (Jesus and Gaspar 2008; Gaspar et al. unpublished manuscript).

Multiple evolutionary questions remain to be addressed in future research. Why should faces be “transparent” to individual qualities, and why might this vary between Hominoidea and other primate families? What are the biological advantages of honest signaling in the face and do they differ based on whether emotion or intention is being signaled? What inferences can be made about the social scenarios in the evolutionary history of *Homo* and *Pan* and how can we understand the social pressures that may have contributed to shape facial behavioral evolution?

8.5 Conclusion 980

Excellent ethograms of peak or prototypic facial expressions exist for chimpanzees. However, until recently no common language existed for exact identification of appearance changes. This has made it difficult to compare expressions across groups or individuals. If facial displays are to be considered as adaptations, then such phenotypic variation needs to be understood and its potential fitness consequences assessed (Schmidt and Cohn 2001). This cross-over in methodology, with ethological human studies and new coding techniques in chimpanzee research, should facilitate more meaningful comparisons between species and generate testable hypotheses for future study.

Schmidt and Cohn (2001) place human facial expressions within an evolutionary framework. They view “coordinated facial displays” as behavioral phenotypes but also recognize individual variation at three levels: facial structure, including age and sex differences, movement, and perception. Thus, the study of nonhuman primate facial expressions needs to allow for individual variation in production and also discriminate any factors influencing perception.

The success of the FACS itself means that there are many studies with humans that can be readily adapted for chimpanzee facial expressions. That is, the development of these coding systems allows for directly comparable methods to be employed in cross-species research and contribute to the questions surrounding both chimpanzee

1000 communication and the evolution of human facial expressions (Fridlund 1994; Oster
 1001 and Ekman 1978). To date, questions of homology have primarily been answered on
 1002 the basis of similarity in appearance of expressions (Preuschoft and van Hooff 1995;
 1003 Steiner et al. 2001). More detailed, standardized, and anatomically based means of
 1004 comparison is overdue. It is only by such cross-species comparisons that we can
 1005 gain a better understanding of what is and is not unique to humans.

1006 **Acknowledgments** We appreciate the support of Marcia Smith Pasqualini, Lisa Parr, and Bridget
 1007 Waller in the development of ChimpFACS. Augusta Gaspar was supported by EU grants PRAXIS
 1008 XXI/BD/9406/96, POCTI/PSI/57547/2002, and SFRH/BPD/26387/2005 through the Portuguese
 1009 Council for Science and Technology. Kim Bard and Sarah-Jane Vick were supported, in part, by a
 1010 Research Interchange Grant, F/00 678/E, from The Leverhulme Trust, and by the FEELIX
 1011 GROWING grant from the European Commission, FP6-IST-045169.

1012 **References**

- 1013 Altmann SA (1967) The structure of primate social communication. In: Altmann SA (ed) Social
 1014 communication among primates. University of Chicago Press, Chicago pp. 325–362
- 1015 Anderson JR, Myowa-Yamakoshi M, Matsuzawa T (2004) Contagious yawning in chimpanzees.
 1016 Proc R Soc Lond B Biol Sci 271:468–470
- 1017 Andrew RJ (1963) The origin and evolution of the calls and facial expressions of the primates.
 1018 Behaviour 20:1–109
- 1019 Babad E (2001) On the conception and measurement of popularity: more facts and some straight
 1020 conclusions. Soc Psychol Educ 5:3–30
- 1021 Bakeman R, Gottman J (1997) Observing Interaction: An introduction to sequential analysis.
 1022 Cambridge University Press, Cambridge
- 1023 Baker KC, Aureli F (1997) Behavioral indicators of anxiety: An empirical test in chimpanzees.
 1024 Behaviour 134:1031–1050
- 1025 Bard KA (1992) Intentional behavior and intentional communication in young free-ranging orang-
 1026 utans. Child Dev 63:1186–1197
- 1027 Bard KA (1994) Evolutionary roots of intuitive parenting: Maternal competence in chimpanzees.
 1028 Early Dev Parenting 3:19–28
- 1029 Bard KA (1998) Social-experiential contributions to imitation and emotion in chimpanzees.
 1030 In: Braten S (ed) Intersubjective communication and emotion in early ontogeny: A source
 1031 book. Cambridge University Press, Cambridge pp. 208–227
- 1032 Bard KA (2003) Development of emotional expressions in chimpanzees (*Pan troglodytes*). Ann N
 1033 Y Acad Sci 1000:88–90
- 1034 Bard KA (2005) Emotions in chimpanzee infants: The value of a comparative developmental
 1035 approach to understand the evolutionary bases of emotion. In Nadel J, Muir D (eds) Emotional
 1036 development. Oxford University Press, Oxford pp. 31–60
- 1037 Bard KA (2007) Neonatal imitation in chimpanzees (*Pan troglodytes*) tested with two paradigms.
 1038 Anim Cogn 10:233–242
- 1039 Bard KA (2008) Understanding reflections of self and other objects. In: Lange-Kuttner C, Vinter
 1040 A (eds) Drawing and the non-verbal mind. A life-span perspective. Cambridge University
 1041 Press, Cambridge pp. 23–41
- 1042 Bard KA, Gardner KH (1996) Influences on development in infant chimpanzees: Enculturation,
 1043 temperament, and cognition. In: Russon AE, Bard KA, Parker ST (eds) Reaching into thought:
 1044 The minds of the great apes. Cambridge University Press, New York pp. 235–256
- 1045 Bard KA, Myowa-Yamakoshi M, Tomonaga M et al. (2005) Group differences in the mutual gaze
 1046 of chimpanzees (*Pan troglodytes*). Dev Psychol 41:616–624

Bard KA, Todd B, Bernier C et al. (2006) Self-awareness in human and chimpanzee infants: What is measured and what is meant by the mirror-and-mark test? <i>Infancy</i> 9:185–213	1047 1048
Bard KA, Bulbrook S, Maguire V et al. (unpublished manuscript). Developmental milestones in social skills and social ‘manners’ of young chimpanzees	1049 1050
Barrett L, Dunbar RIM, Lycett J (2002) <i>Human evolutionary psychology</i> . Palgrave, New York	1051
Berdecio S, Nash LT (1981) Chimpanzee visual communication. Facial, gestural and postural expressive movement in young, captive chimpanzees (<i>Pan troglodytes</i>). <i>Anthropological Research Papers</i> n.26. Arizona State University, Tempe, AZ	1052 1053 1054
Bethell E, Vick SJ, Bard KA (2007) Measurement of eye gaze in chimpanzees (<i>Pan troglodytes</i>). <i>Am J Primatol</i> 69:562–575	1055 1056
Borkenau P, Liebler A (1993) Consensus and self-other agreement for trait inferences from minimal information. <i>J Pers</i> 61:477–496	1057 1058
Borkenau P, Liebler A (1995) Observable attributes as manifestations and cues of personality and intelligence. <i>J Pers</i> 63:1–25	1059 1060
Boyatzis CJ, Satyaprazad C (1994) Children’s facial and gestural decoding and encoding: Relations between skills and with popularity. <i>J Nonverbal Behav</i> 18:37–55	1061 1062
Buck R (1975) <i>Nonverbal communication of affect in children</i> . <i>J Pers Soc Psychol</i> 31:644–653	1063
Buck R (1984) <i>The communication of emotion</i> . Guilford Press, New York	1064
Burrows AM, Waller BM, Parr LA et al. (2006) Muscles of facial expression in the chimpanzee (<i>Pan troglodytes</i>): Descriptive, comparative and phylogenetic contexts. <i>J Anat</i> 208:153–167	1065 1066
Campbell R, Benson PJ, Wallace SB et al. (1999) More about brows: How poses that change brow position affect perceptions of gender. <i>Perception</i> 28:489–504	1067 1068
Carvalho C (2008) <i>Relação entre traços de personalidade e expressões faciais em chimpanzés: um estudo com medidas comportamentais</i> . [relation between personality traits and facial expressions in chimpanzees: a study with behavioral measures]. Master’s Dissertation, Coimbra University, Portugal	1069 1070 1071
Carvalho C, Gaspar A, Ney J et al. (2008) Chimpanzee personality traits and related facial expressions. A study with behavior measures. Paper presented at the International Primatological Society, 2008 Conference (August 3–8, Edinburgh, UK)	1072 1073 1074
Chevalier-Skolnikoff S (1973) Facial expression of emotion in nonhuman primates. In: Ekman P (ed) <i>Darwin and facial expression</i> . Academic Press, New York pp. 11–89	1075 1076
Chevalier-Skolnikoff S (1982) A cognitive analysis of facial behavior in Old World monkeys, apes, and human beings. In: Snowdon CT, Brown CH, Petersen MR (eds) <i>Primate communication</i> . Cambridge University Press, Cambridge pp. 303–368	1077 1078 1079
Cillessen AH, Bukowski WM, Haselager GJ (2000) Stability of sociometric categories. In: Cillessen AH, Bukowski WM (eds) <i>Recent advances in the measurement of acceptance and rejection in the peer system</i> . Jossey-Bass, San Francisco	1080 1081 1082
Clarke AS, Snipes M (1998) Early behavioral development and temperamental traits in mother- vs peer-reared rhesus monkeys. <i>Primates</i> 39:433–448	1083 1084
Cohn J, Schmidt K, Gross R et al. (2002) Individual differences in facial expression: Stability over time, relation to self-reported emotion, and ability to inform person identification. Paper presented at the 2002 IEEE International Conference on Multimodal Interfaces, Pittsburgh	1085 1086 1087
Custance D, Whiten A, Bard KA (1995) Can young chimpanzees (<i>Pan troglodytes</i>) imitate arbitrary actions? Hayes and Hayes (1952) revisited. <i>Behaviour</i> 132:837–859	1088 1089
Darwin C (1872/1965) <i>The expression of the emotions in man and animals</i> . University of Chicago Press, Chicago	1090 1091
Davila-Ross M, Menzler S, Zimmermann E (2008) Rapid facial mimicry in orangutan play. <i>Biol Lett</i> 4:27–30	1092 1093
Davila Ross, M., Allcock, B., Thomas, C., & Bard, K.A. (2011). Aping expressions? Chimpanzees produce distinct laugh types when responding to laughter of others. <i>Emotion</i> , online first Feb 28, 2011, http://psycnet.apa.org/doi/10.1037/a0022594	1094 1095 1096
Dawkins MS, Guilford T (1991) Receiver psychology and the evolution of animal signals. <i>Anim Behav</i> 42:1–14	1097 1098
de Waal FBM (1988) The communicative repertoire of captive bonobos (<i>Pan paniscus</i>) compared to that of chimpanzees. <i>Behaviour</i> 106:183–251	1099 1100

- 1101 de Waal F (1992) Chimpanzee politics: Power and sex among apes. Johns Hopkins University
 1102 Press, Baltimore
- 1103 Dimberg U (1988) Facial expressions and emotional reactions: A psychobiological analysis of
 1104 human social behavior. In: Wagner H (ed) Social psychophysiology: Theory and clinical prac-
 1105 tice. Wiley, New York pp. 131–150
- 1106 Dobson SD (2008) Allometry of facial mobility in anthropoid primates: Implications for the evolu-
 1107 tion of facial expression. *Am J Phys Anthropol* 138:70–81
- 1108 Dodge KA, Lansford JE, Burks VS et al. (2003) Peer rejection and social information-processing
 1109 factors in the development of aggressive behavior problems in children. *Child Dev* 74:374–393
- 1110 Dunbar RIM. (1988) Primate social systems. Chapman and Hall, London
- 1111 Dunbar RIM (1993) Coevolution of neocortex size, group size and language in humans. *Behav*
 1112 *Brain Sci* 16:681–735
- 1113 Ekman P (1984) Expression and the nature of emotion. In: Scherer K, Ekman P (eds) *Approaches*
 1114 *to Emotion*. Lawrence Erlbaum, Hillsdale pp. 319–343
- 1115 Ekman P, Friesen WV (1975) *Unmasking the face*. Consulting Psychologists Press, Palo Alto
- 1116 Ekman P, Friesen WV (1978) Facial action coding system. Consulting Psychologists Press, Palo
 1117 Alto
- 1118 Ekman P, Friesen WV (1982) Felt, false and miserable smiles. *J Nonverbal Behav* 64:238–252
- 1119 Ekman P, Friesen WV, Hager JC (2002) Facial action coding system. Research Nexus, Salt Lake City
- 1120 Ekman P, Friesen WV, O’Sullivan M (1988) Smiles when lying. *J Pers Soc Psychol* 54:414–420
- 1121 Ekman P, Friesen WV, O’Sullivan M et al. (1987) Universals and cultural differences in the judg-
 1122 ments of facial expressions of emotion. *J Pers Soc Psychol* 53:712–717
- 1123 Ekman P, Rosenberg EL (eds) (2005) *What the face reveals: Basic and applied studies of spontaneous*
 1124 *expression using the Facial Action Coding System (FACS)*. Oxford University Press, Oxford
- 1125 Ekman P, Sorenson RE, Friesen WV (1969) Pan-cultural elements in facial displays of emotions.
 1126 *Science* 164:86–88
- 1127 Englund MM, Levy AK, Hyson DM et al. (2000) Adolescent social competence: Effectiveness in
 1128 a group setting. *Child Dev* 71:1049–1060
- 1129 Eysenck HJ (1975) *The inequality of man*. Edits Publishers, San Diego, CA
- 1130 Fernandez-Carriba, S, Loeches A, Morcillo A, Hopkins WD (2002) Asymmetry in facial expres-
 1131 sion of emotions by chimpanzees. *Neuropsychologia* 40:1523–1533
- 1132 Fernández-Dols JM, Ruiz-Belda MA (1997) Spontaneous facial behavior during intense emotional
 1133 episodes: Artistic truth and optical truth. In: Russell JA, Fernández-Dols JM (eds) *The psychology*
 1134 *of facial expression*. Cambridge University Press, New York pp. 255–274
- 1135 Ferrari PF, Visalberghi E, Paukner A et al. (2006) Neonatal imitation in rhesus macaques. *PLoS*
 1136 *Biol* 4:302
- 1137 Friedman HS, Riggio RE, Casella DF (1988) Nonverbal skill, personal charisma, and initial attrac-
 1138 tion. *Pers Soc Psychol Bull* 14:203–211
- 1139 Forrester GS (2008) A multidimensional approach to investigations of behavior: revealing struc-
 1140 ture in animal communication signals. *Anim Behav* 76:1749–1760
- 1141 Fossey D (1983) *Gorillas in the mist*. Houghton Mifflin, Boston
- 1142 Fridlund AJ (1994) Human facial expression: An evolutionary view. Academic Press, San Diego
- 1143 Gagneux P, Wills C, Gerloff U et al. (1999) Mitochondrial sequences show diverse evolutionary
 1144 histories of African hominoids. *Proc Natl Acad Sci U S A* 96:5077–5082
- 1145 Gaspar A (1994) Interpretação de Combinações de Unidades de Acção Facial -estudo preliminar
 1146 numa população de estudantes universitários (Interpretation of action unit combinations – a
 1147 preliminary study with college students). In: Almada V, Oliveira R (eds) *Biologia e comporta-*
 1148 *mento actas do I Congresso Nacional de Etologia*. ISPA: Lisboa, pp. 215–219
- 1149 Gaspar AD (1996). [Behavior and personality attribution – a study with common chimpanzees]
 1150 *Comportamento e atribuição de personalidade - estudo em chimpanzés comuns (Pan troglo-*
 1151 *dytes)*. Lisboa, Instituto Superior de Psicologia Aplicada. MSc Thesis
- 1152 Gaspar AD (2001) *Comportamento facial em Pan e Homo*. Contribuição para o estudo evolutivo
 1153 *das expressões faciais (Facial behavior in Pan and Homo. Contribution to the evolutionary*
 1154 *study of facial expressions)*. Doctoral dissertation, Universidade Nova de Lisboa, Lisboa

Gaspar AD (2005). [Facial Behavior and social attraction - Project final report POCTI/PSI/47547]. Lisboa: Fundação para a Ciência e Tecnologia	1155 1156
Gaspar AD (2006) Universals and individuality in facial behavior – past and future of an evolutionary perspective. <i>Acta Ethol</i> 9:1–14	1157 1158
Gaspar A, Bard KA (unpublished manuscript). Chimpanzee and bonobo facial behavior compared: Analyzing a multi-functional hypothesis	1159 1160
Gaspar A, Carvalho C, Melo S (2004) Facial action and social attraction in chimpanzees, bonobos and humans. Paper presented at the International Society for Human Ethology, Ghent, Belgium, July 2004	1161 1162 1163
Gaspar AD, Esteves, F (in press). Preschoolers' faces in spontaneous emotional contexts – How well do they match adult facial prototypes? In <i>J Behav Dev</i>	1164 1165
Gaspar A, Jesus G, Esteves F (unpublished manuscript). Gorilla (<i>Gorilla gorilla gorilla</i>) facial behavior – main actions, their contexts and an emotional structure?	1166 1167
Goodall J (1986) <i>The chimpanzees of Gombe: Patterns of behavior</i> . Harvard University Press, Cambridge MA	1168 1169
Gosling SD, John OP (1999) Personality dimensions in nonhuman animals: A cross species review. <i>Curr Dir Psychol Sci</i> 8:69–75	1170 1171
Gosling SD, Lilienfeld S, Marino L (2003) Personality. In: Maestripieri D (ed) <i>Primate Psychology</i> . Harvard University Press, Cambridge pp. 254–288	1172 1173
Gosselin P, Kirouac G, Dore FY (1997) Components and recognition of facial expression in the communication of emotion by actors. In: Ekman P, Rosenberg E (eds) <i>What the face reveals</i> . Oxford University Press, New York pp. 243–270	1174 1175 1176
Grammer K (2004) Body motion and personality. Paper presented at the congress the future of mind and behavior sciences, Torre do Tombo, Lisbon, March 2004	1177 1178
Grammer K, Filova V, Fieder M. (1997) The communication paradox and possible solutions. In: Schmitt A, Atzwanger K, Grammer K, Schaefer K (eds) <i>New aspects of human ethology</i> . Plenum Press, London pp. 91–120	1179 1180 1181
Halberstadt AG (1984) Family expression of emotion. In: Malatesta CZ, Izard CE (eds) <i>Emotion in adult development</i> . Sage, Beverly Hills pp. 235–252	1182 1183
Hammersmidt K, Todt D (1995) Individual differences in vocalizations of young Barbary macaques (<i>Macaca sylvanus</i>): A multi-parametric analysis to identify critical cues in acoustic signaling. <i>Behaviour</i> 132:381–399	1184 1185 1186
Hess U, Blairy S, Kleck RE (2000) The influence of facial emotion displays, gender and ethnicity on judgments of dominance and affiliation. <i>J Nonverbal Behav</i> 24:265–283	1187 1188
Hinde RA (1985) Was 'The expression of the emotions' a misleading phrase? <i>Anim Behav</i> 33: 985–992	1189 1190
Hubbard, JA (2001) Emotion expression processes in children's peer interaction: The role of peer rejection, aggression and gender. <i>Child Dev</i> 72:1426–1438	1191 1192
Hopkins WD, Savage-Rumbaugh ES (1991) Vocal communication as a function of differential rearing experiences in <i>Pan paniscus</i> : A preliminary report. <i>Int J Primatol</i> 12:559–583	1193 1194
Hopkins WD, Taglialatela J, Leavens DA (2007) Chimpanzees differentially produce novel vocalizations to capture the attention of a human. <i>Anim Behav</i> 73:281–286	1195 1196
Jacobus S, Loy J (1981) The Grimace and Gecker: A submissive display among patas monkeys. <i>Primates</i> 22:393–398	1197 1198
Jesus G (2007). Estudo tológico do comportamento facial de um grupo de gorilas da África Ocidental (<i>Gorilla gorilla</i>) em semi-cativeiro [An ethological study of facial behavior in a group of semi-captive gorillas]. Graduation Thesis in Biology. Lisboa. Universidade Lusofona	1199 1200 1201 1202
Jesus G, Gaspar A (2008) A little idiosyncrasy during a preliminary study of the facial behavior of a semi-captive group of Western Lowland Gorillas Poster presented at the International conference "Behavior and Individuality in Primates and other Mammals" (Lusofona University, Lisboa, Portugal, March 17–18)	1203 1204 1205 1206
Kano T (1992). <i>The last ape: Pygmy chimpanzee behavior and ecology</i> . Stanford University Press, Stanford	1207 1208

- 1209 King JE, Figueredo AJ (1997) The Five-Factor Model plus Dominance in chimpanzee personality.
1210 J Res Pers 31:257–271
- 1211 Knayazev GC, Bocharov AV, Slobodskaya HR et al. (2008) Personality-linked biases in perception
1212 of emotional facial expressions. Pers Individ Diff 44:1093–1104
- 1213 Knutson B (1996) Facial expressions of emotion influence interpersonal trait inferences.
1214 J Nonverbal Behav 20:165–182
- 1215 Krebs JR and Dawkins R (1984) Animal signals: Mind reading and manipulation. In Krebs
1216 JR, Davies NB (eds) Behavioral ecology: An integrated approach. Blackwell, Oxford
1217 pp. 380–402
- 1218 Krull DS, Dill JC (1998) Do smiles elicit more inferences than do frowns? The effect of emotional
1219 valence on the production of spontaneous inferences. Pers Soc Psychol Bull 24:289–300
- 1220 Kumar S, Filipowski A, Swarna V et al. (2005) Placing confidence limits on the molecular age of the
1221 human-chimpanzee divergence. Proc Natl Acad Sci U S A 102:18842–18847
- 1222 Kummer H (1967) Tripartite relationships in hamadryas baboons. In: Altmann SA (ed) Social
1223 communication among primates, University of Chicago Press, Chicago pp. 55–63
- 1224 Lane, L, Bard KA, Reddy V et al. (Unpublished manuscript) An affiliative basis for visual social
1225 monitoring in free ranging ring tailed lemurs (*Lemur catta*) at Berenty reserve, Madagascar
- 1226 Larrance DT, Zuckerman M (1981) Facial attractiveness and vocal likability as determinants of
1227 nonverbal sending skills. J Pers 49:349–362
- 1228 Laser PS (1982) Face facts: an unbidden role for features in communication. J Nonverbal Behav
1229 7:3–19
- 1230 Leavens DA, Hostetter AB, Wesley MJ et al. (2004) Tactical use of multimodal and bimodal com-
1231 munication by chimpanzees. Anim Behav 67:467–476
- 1232 Liebal K, Call J, Tomasello M (2004) Use of gestural sequences in chimpanzees. Am J Primatol
1233 64:377–396
- 1234 Liebal K, Pika S, Tomasello M (2006) Gestural communication of orangutans (*Pongo pygmaeus*).
1235 Gesture 6:1–38
- 1236 Maestripieri D (1993) Maternal anxiety in rhesus macaques (*Macaca mulatta*). II. Emotional bases
1237 of individual differences in mothering style. Ethology 95:32–42.
- 1238 Maple T (1980) Orang-utan Behavior. Van Nostrand Reinhold Company, New York
- 1239 Marler P, Evans CS (1997) Communicative signals of animals: Contributions of emotion and refer-
1240 ence. In: Segerstrale U, Molnar P (eds) Nonverbal communication: Where nature meets culture.
1241 Lawrence Erlbaum Associates, Mahwah pp. 151–170
- 1242 Martin P, Bateson P (1994) Measuring behavior. An introductory guide (Second edn). Cambridge
1243 University Press, Cambridge
- 1244 McCrae RR, John, OP (1992) An introduction to the five-factor model and its applications. J Pers
1245 60:175–215
- 1246 McIntosh DN (2006) Spontaneous facial mimicry, liking and emotional contagion. Pol Psychol
1247 Bull 37:31–42
- 1248 Mehu M, Grammer K, Dunbar RIM (2007) Smiles when sharing. Evol Human Behav
1249 28:415–422
- 1250 Messinger D (2002) Positive and negative: Infant facial expressions and emotions. Curr Dir
1251 Psychol Sci 11:1–6
- 1252 Mitchell RW (1999) Deception and concealment as strategic script violation in great apes and
1253 humans. In: Parker ST, Mitchell RW, Miles HL (eds) The mentalities of gorillas and orangutans.
1254 Cambridge University Press, New York pp. 295–315
- 1255 Morecraft RJ, Louie JL, Herrick JL et al. (2001) Cortical innervation of the facial nucleus in the
1256 nonhuman primate. Brain 124:176–208
- 1257 Mueller U, Mazur A (1997) Facial dominance in *Homo sapiens* as honest signaling of male quality.
1258 Behav Ecol 8:569–579
- 1259 Murphy S, Faulkner D (2000) Learning to collaborate: Can young children develop better communica-
1260 tion strategies through collaboration with a more popular peer. Eur J Psychol Educ 15:389–404
- 1261 Myowa-Yamakoshi M, Tomonaga M, Tanaka M et al. (2004) Imitation in neonatal chimpanzees
1262 (*Pan troglodytes*). Dev Sci 7:437–442

Nielson M, Baker EC, Davis JM et al. (2005) Imitation recognition in a captive chimpanzee (<i>Pan troglodytes</i>). <i>Anim Cogn</i> 8:31–36	1263 1264
Oster H (2005) The repertoire of infant facial expressions: An ontogenetic perspective. In Nadel J, Muir D (eds) <i>Emotional development</i> . Oxford University Press, Oxford pp. 261–292	1265 1266
Oster H, Ekman P (1978) Facial behavior in child development. In: Collins A (ed) <i>Minnesota Symposia on Child Psychology</i> , Vol. 11. Lawrence Erlbaum Associates, Hillsdale pp. 231–276	1267 1268 1269
Owren MJ, Rendall D (2003) Salience of caller identity in rhesus monkey (<i>Macaca mulatta</i>) coo and screams: Perceptual experiments with human listeners. <i>J Comp Psychol</i> 117:380–390	1270 1271
Panksepp J (2005) Affective consciousness: Core emotional feelings in animals and humans. <i>Conscious Cogn</i> 14:30–80	1272 1273
Parkinson B (2005) Do facial movements express emotions or communicative motives? <i>Pers Soc Psychol Rev</i> 9:278–311	1274 1275
Parr LA, Cohen M, de Waal FBM (2005) Influence of social context on the use of blended and graded facial displays in chimpanzees. <i>Int J Primatol</i> 26:73–103	1276 1277
Parr LA, Waller BM, Vick SJ et al. (2007) Classifying chimpanzee facial expressions using muscle action. <i>Emotion</i> 7:172–181	1278 1279
Peleg G, Katzir G, Peleg O et al. (2006) Hereditary family signature of facial expression. <i>Proc Natl Acad Sci U S A</i> 103:15921–15926	1280 1281
Pervin L, John OP (1997) <i>Personality: Theory and Research</i> (7th edn) Wiley, New York	1282
Pessa JE, Zadoo VP, Garza PA et al. (1998) Double or bifid zygomaticus major muscle: Anatomy, incidence and clinical correlation. <i>Clin Anat</i> 11:310–313	1283 1284
Pika S, Liebal K, Tomasello M (2003) Gestural communication in young gorillas (<i>Gorilla gorilla</i>): gestural repertoire, learning, and use. <i>Am J Primatol</i> 60:95–111	1285 1286
Pika S, Liebal K, Tomasello M (2005) Gestural communication in subadult bonobos (<i>Pan paniscus</i>): repertoire and use. <i>Am J Primatol</i> 65:39–61	1287 1288
Platek SM, Critton SR, Myers TE et al. (2003) Contagious yawning: the role of self-awareness and mental state attribution <i>Cognitive Brain Res</i> 17:223–227	1289 1290
Pollick AS, de Waal FBM (2007) Ape gestures and language evolution. <i>Proc Natl Acad U S A</i> 104:8184–8189	1291 1292
Preuschoft S (1992) “Laughter” and “smile” in Barbary macaques (<i>Macaca sylvanus</i>). <i>Ethology</i> 91:220–236	1293 1294
Preuschoft S, van Hooff JARAM (1995) Homologizing primate facial displays: A critical review of methods. <i>Folia Primatol</i> 65:121–137	1295 1296
Preuschoft S, van Hooff JARAM (1997) The social function of “smile” and “laughter”: Variations across primate species and societies. In: Segestråle U, Molnár P (eds) <i>Nonverbal communication: Where nature meets culture</i> . Lawrence Erlbaum Associates, Mahwah pp. 171–189	1297 1298 1299
Redican WK (1975) Facial expression in nonhuman primates. In: Rosenblum LA (ed) <i>Primate behavior: Developments in field and laboratory research</i> (vol 4). Academic Press, New York	1300 1301
Reichler S, Ducker S, Preuschoft S (1998). Agonistic behavior and dominance style in gelada baboons (<i>Theropithecus gelada</i>). <i>Folia Primatol</i> 69:200	1302 1303
Riggio H, Riggio RE (2002) Emotional expressiveness, extraversion, and neuroticism: A meta-analysis. <i>J Nonverbal Behav</i> 26:195–218	1304 1305
Rinn WE (1984). The neuropsychology of facial expression: A review of the neurological and psychological mechanisms for producing facial expressions. <i>Psychol Bull</i> 95:52–77.	1306 1307
Ross ED, Prodan CI, Monnot M (2007) Human facial expressions are organized functionally across the upper-lower facial axis. <i>The Neuroscientist</i> , 13:433–446	1308 1309
Sarich VM, Wilson AC (1967) Immunological time scale for hominid evolution. <i>Science</i> 158:1200–1203	1310 1311
Schaller GB (1964) <i>The year of the gorilla</i> . University of Chicago Press, Chicago	1312
Schmidt KL, Cohn JF (2001) Human facial expressions as adaptations: Evolutionary questions in facial expression research. <i>Yearb Phys Anthropol</i> 44:3–24	1313 1314
Schmidt KL, Cohn JF, Tian Y (2003) Signal characteristics of spontaneous facial expressions: automatic movement in solitary and social smiles. <i>Biol Psychol</i> 65:49–66.	1315 1316

- 1317 Shepherd S, Deaner R, Platt M (2006) Social status gates social attention in monkeys. *Curr*
1318 *Biol* 16:119–120
- 1319 Sibley CG, Ahlquist JE (1984) The phylogeny of hominid primates as indicated by DNA-DNA
1320 hybridization. *J Molecular Evol* 20:2–15
- 1321 Steiner JE, Glaser DHME, Berridge KC (2001) Comparative expression of hedonic impact:
1322 Affective reactions to taste by human infants and other primates. *Neurosci Biobehav Rev*
1323 25:53–74
- 1324 Steklis, HD, Raleigh MJ (1979) Behavioral and neurobiological aspects of primate vocalization
1325 and facial expression. In: Steklis HD, Raleigh MJ (eds) *Communication and behavior: An*
1326 *interdisciplinary series*. Academic Press, New York pp. 257–282
- 1327 Tanner JE, Byrne WB (1993) Concealing facial evidence of mood: perspective taking in a captive
1328 gorilla. *Primates* 34:451–457
- 1329 Thorsteinsson, K, Bard KA (2009) Coding infant chimpanzee facial expressions of joy.
1330 In Banninger-Huber E, Peham D (eds) *Current and future perspectives in facial expression*
1331 *research: Topics and methodological questions*. Proceedings of the International Meeting at the
1332 Institute of Psychology, University of Innsbruck/Austria, Innsbruck University Press, Innsbruck
1333 Austria pp 54–61
- 1334 Ueno A, Ueno Y, Tomonaga M (2004) Responses to four basic tastes in newborn rhesus macaques
1335 (*Macaca mulatta*) and chimpanzees (*Pan troglodytes*). *Behav Brain Res* 154:261–271
- 1336 Uher J, Asendorpf, JB (2007) Personality assessment in the Great Apes: Comparing ecologically
1337 valid behavior measures, behavior ratings, and adjective ratings. *J Res Pers* 42:821–838
- 1338 Uher J (2011) Personality in nonhuman primates: what we can learn from personality psychology.
1339 In: Weiss A, King JE, Murray L (eds) *Personality and temperament in nonhuman primates*.
1340 Springer, New York
- 1341 Uleman JS, Hon A, Roman RJ et al. (1996) On-line evidence for spontaneous trait inferences at
1342 encoding. *Pers Soc Psychol Bull* 22:377–394
- 1343 Underwood MK (1997) Peer social status and children's understanding of the expression and control
1344 of positive and negative emotions. *Merrill-Palmer Q* 43:610–634
- 1345 van Hooff JARAM (1962) Facial expressions in higher primates. *Symp Zool Soc Lond* 8:97–125
- 1346 van Hooff JARAM (1967) The facial displays of the catarrhine monkeys and apes. In: Morris D
1347 (ed) *Primate ethology*. Aldine, Chicago, pp. 7–78
- 1348 van Hooff JARAM (1972) A comparative approach to the phylogeny of laughter and smile. In
1349 Hinde RA (ed) *Non-verbal communication*. Cambridge Univ. Press, Cambridge, pp. 209–241
- 1350 van Hooff JARAM (1973) A structural analysis of the social behavior of a semi-captive group of
1351 chimpanzees. In: M. Von Cranach M, Vine I (eds) *Social communication and movement*.
1352 *European Monographs in Social Psychology* 4. Academic Press: London, pp. 75–162
- 1353 van Hooff JARAM, Peuschoft S (2003) Laughter and smiling: The intertwining of nature and
1354 culture. In de Waal FBM, Tyack PL (eds) *Animal social complexity: Intelligence, culture, and*
1355 *individualized societies*. Harvard University Press, Cambridge pp. 260–287
- 1356 van IJzendoorn MH, Bard KA, Bakermans-Kranenburg MJ et al. (2009) Enhancement of attachment
1357 and cognitive development of young nursery-reared chimpanzees in responsive versus
1358 standard care. *Dev Psychobiol* 51:173–185
- 1359 van Lawick-Goodall J (1968) A preliminary report on expressive movements and communication
1360 in the Gombe Stream Chimpanzees. In: Jay PC (ed) *Primates: Studies in adaptation and variability*.
1361 Holt, Rinehart & Winston, New York, pp. 313–374
- 1362 van Schaik CP, Ancrenaz M, Borgen G et al. (2003) Orangutan cultures and the evolution of material
1363 culture. *Science* 299:102–105
- 1364 Vick SJ, Anderson JR (2003) The use of visual orientation cues in a competitive task by olive
1365 baboons (*Papio anubis*). *J Comp Psychol* 117:209–216
- 1366 Vick SJ, Paukner A (2010) Variation and context of yawns in captive chimpanzees (*Pan troglodytes*).
1367 *Am J Primatol* 72:262–269
- 1368 Vick SJ, Toxopeus I, Anderson JR (2006) Pictorial gaze cues do not enhance long tailed macaques'
1369 performance on a computerised object-location task. *Behav Process* 73:308–314

- Vick SJ, Waller BM, Parr LA et al. (2007) A cross-species comparison of facial morphology and movement in humans and chimpanzees using the Facial Action Coding System (FACS). *J Nonverbal Behav* 31:1–20 1370
1371
1372
- Waller B, Bard KA, Vick SJ et al. (2007) Physical comparisons between chimpanzee and human facial expressions are related to emotional interpretation. *J Comp Psychol* 121:398–404 1373
1374
- Waller BM, Cray JJ, Burrows AM (2008) Selection for universal facial emotion. *Emotion* 8:435–439 1375
1376
- Waller BM, Vick SJ, Parr LA et al. (2006) Intramuscular electrical stimulation of facial muscles in humans and chimpanzees: Duchenne revisited and extended. *Emotion* 6:367–382 1377
1378
- Weiss A, King JE, Perkins L (2006) Personality and subjective well-being in orangutans (*Pongo pygmaeus* and *Pongo abelii*). *J Pers Soc Psychol* 90:501–511 1379
1380
- Whiten A, Goodall J, McGrew WC et al. (1999) Cultures in chimpanzees. *Nature* 399:682–685 1381
- Yamagishi T, Tanida S, Mashima R et al. (2003) You can judge a book by its cover. Evidence that cheaters may look different from cooperators. *Evol Hum Behav* 24:290–301 1382
1383
- Zebrowitz L (1997) *Reading faces*. Westview, Boulder 1384
- Zebrowitz L, Kikuchi M, Fellous JM (2007) Are effects of emotion expression on trait impressions mediated by babyfacedness? Evidence from connectionist modeling. *Pers Soc Psychol Bull* 33:648–662 1385
1386
1387